



Match Report

Eastern Suburbs, Roosters vs Petone-Riverside Cricket Club., Titans

Petone-Riverside Cricket Club., Titans - Won by 5 wickets

Date: Sat 10 Nov 2018

Location: New Zealand

Match Type: Premier 1day Matches

Scorer: Sameer Magan

Toss: Eastern Suburbs, Roosters won the toss and elected to Bat

URL: <http://www.crichq.com/matches/688484>

Eastern Suburbs, Roosters		Petone-Riverside Cricket Club., Titans	
Score	159-10	Score	160-5
Overs	35.2	Overs	39.4
	B.D.G Gardner*		K Fenton
	RD Davidson†		D Goldsbury†
	S Magan		S Hoffman
	D Smith		J Isburg
	R Dey		K Goldsbury
	A Burt		J Patel
	S Winter		M Goldsbury
	J Shadbolt		D Bins
	B Fawkes		C Fisher
	H.vD vanDyk		Casey
	CB Bron		
	Unsure		
	Unsure 1		

Scorecards

1st Innings Batting: Eastern Suburbs, Roosters		R	B	4's	6's	SR	
S Winter//	b K Fenton	0	6	0	0	0.0
S Magan1.....14...11.1...1...2...1...1.1..//	c D Goldsbury† b K Goldsbury	15	42	1	0	35.71
RD Davidson†21...24...1...2.6.4416.....4.411...1.....//	c S Hoffman b J Isburg	44	49	5	2	89.8
B Fawkes	...1.1.....12.....1..4.....11.....4...2.1..//	b K Fenton	20	53	2	0	37.74
R Dey	.1.....214...2..//	c D Goldsbury† b K Goldsbury	10	16	1	0	62.5
A Burt2..//	lbw b K Goldsbury	2	10	0	0	20.0
B.D.G Gardner*	..//	c D Goldsbury† b K Goldsbury	0	1	0	0	0.0
CB Bron	.1222.1.6...26.1.6...//	c M Goldsbury b K Goldsbury	29	19	0	3	152.63
H.vD vanDyk	2...2.11...//	b K Fenton	6	11	0	0	54.55
D Smith	1..//	b K Fenton	1	2	0	0	50.0
J Shadbolt	..2....	not out	2	7	0	0	28.57
Extras	(w 23, nb 4, b 1, lb 2)		30				
Total	(10 wickets; 35.2 overs)		159				4.50 RPO

Did Not Bat:["Unsure", "Unsure 1"]

Fall of Wicket: 0-1 (S Winter 0.6 ov), 70-2 (RD Davidson 15.4 ov), 70-3 (S Magan 16.1 ov), 87-4 (R Dey 22.1 ov), 92-5 (A Burt 24.4 ov), 92-6 (B.D.G Gardner 24.5 ov), 132-7 (CB Bron 30.4 ov), 152-8 (B Fawkes 33.1 ov), 154-9 (D Smith 33.4 ov), 159-10 (H.vD vanDyk 35.2 ov)

Bowling: Petone-Riverside Cricket Club., Titans	O	M	R	W	EC	AV	EX
K Fenton	8.2	1	26	4	3.12	6.50	(w 5)
S Hoffman	4.0	0	32	0	8.00	-	(w 5, nb 2)
J Isburg	10.0	0	31	1	3.10	31.00	(w 3)
K Goldsbury	10.0	2	49	5	4.90	9.80	
J Patel	2.0	0	15	0	7.50	-	(w 9, nb 2)
D Bins	1.0	0	3	0	3.00	-	(w 1)

2nd Innings Batting: Petone-Riverside Cricket Club., Titans			R	B	4's	6's	SR
D Goldsbury†	..1.....2.....1.1.....111.....6...1.1.	c B.D.G Gardner* b B.D.G Gardner*	16	48	0	1	33.33
K Fenton	..6.....2..226...1111111...41.11..11...11 ..1..1.1..	c A Burt b S Magan	39	48	1	2	81.25
C Fisher	..	c Unsure b B.D.G Gardner*	0	2	0	0	0.0
M Goldsbury	.1.....1.1.....1.1.....1.1...1.1..1...1... 4.1..11.11.....1.1.1.....1.4..2..4...1.1	not out	41	85	3	1	48.24
Casey	.6.....4.4..11.....6.....1.1.1..1..	b D Smith	26	38	2	2	68.42
K Goldsbury	.4.....1..	lbw b CB Bron	5	12	1	0	41.67
J Isburg24	not out	6	6	1	0	100.0
Extras	(w 26, nb 1)		27				
Total	(5 wickets; 39.4 overs)		160				4.03 RPO
Did Not Bat:["S Hoffman", "J Patel", "D Bins"]							
Fall of Wicket: 39-1 (C Fisher 8.2 ov), 38-0 (K Fenton 8.0 ov), 54-2 (D Goldsbury 14.3 ov), 100-3 (Casey 25.2 ov), 128-4 (K Fenton 34.2 ov), 140-5 (K Goldsbury 37.2 ov)							

Bowling: Eastern Suburbs, Roosters	O	M	R	W	EC	AV	EX
J Shadbolt	1.0	0	12	0	12.00	-	(w 5)
S Winter	4.0	1	11	0	2.75	-	(w 4)
H.vD vanDyk	7.0	0	20	0	2.86	-	(w 1)
B.D.G Gardner*	7.0	0	30	2	4.29	15.00	(w 4)
R Dey	4.0	0	18	0	4.50	-	(w 4)
S Magan	9.0	1	31	1	3.44	31.00	(w 3, nb 1)
D Smith	4.0	0	21	1	5.25	21.00	(w 4)
CB Bron	3.0	1	10	1	3.33	10.00	(w 1)
A Burt	0.4	0	7	0	10.50	-	

Reuben Davidson-44(49), Callum Bron-29(19),
Ben Fawkes-20(53)

Three highest scores

CricHQ Default Unknown-41(85), CricHQ Default
Unknown-39(48), CricHQ Default Unknown-26(38)Sameer Magan, Reuben Davidson-70(97),
Ben Fawkes, Callum Bron-40(39), Ben
Fawkes, Henry vanDyk-20(39)Three highest
partnershipsUnknown, Unknown-46(72), Unknown, Unknown-
38(57), Unknown, Unknown-28(57)

4 | 11.43% of total overs

Maidens faced

3 | 7.69% of total overs

20 | 9.26% of total balls

Wides faced

24 | 10.04% of total balls

4 | 1.85% of total balls

No Balls faced

1 | 0.42% of total balls

155 | 71.76% of total balls

Dot Balls faced

166 | 69.46% of total balls

31 | 19.5% of total runs

1s scored

53 | 33.13% of total runs

16 | 20.13% of total runs

2s scored

6 | 7.5% of total runs

0 | 0.0% of total runs

3s scored

0 | 0.0% of total runs

9 | 22.64% of total runs

4s scored

8 | 20.0% of total runs

0 | 0.0% of total runs

5s scored

0 | 0.0% of total runs

5 | 18.87% of total runs

6s scored

6 | 22.5% of total runs

12 (36) | 7.55% of total runs

Runs scored off 1st
ball of over

6 (40) | 3.75% of total runs

28 (36) | 17.61% of total runs

Runs scored off 2nd
ball of over

18 (40) | 11.25% of total runs

20 (35) | 12.58% of total runs

Runs scored off 3rd
ball of over

20 (40) | 12.5% of total runs

19 (35) | 11.95% of total runs

Runs scored off 4th
ball of over

24 (40) | 15.0% of total runs

9 (35) | 5.66% of total runs

Runs scored off 5th
ball of over

24 (39) | 15.0% of total runs

30 (35) | 18.87% of total runs

Runs scored off 6th
ball of over

19 (39) | 11.88% of total runs

4 (11) | 2.52% of total runs

Runs scored off 7th
ball of over

13 (17) | 8.13% of total runs

1 (5) | 0.63% of total runs

Runs scored off 8th
ball of over

2 (4) | 1.25% of total runs

6 (3) | 3.77% of total runs

Runs scored off 9th
ball of over

1 (2) | 0.63% of total runs

0 (2) | 0.0% of total runs

Runs scored off 10th
ball of over

0 (1) | 0.0% of total runs

0 (1) | 0.0% of total runs

Runs scored off 11th
ball of over

6 (1) | 3.75% of total runs

0 (1) | 0.0% of total runs

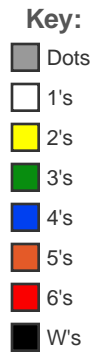

Runs scored off 12th
ball of over

0 (1) | 0.0% of total runs

Runs scored off 13th+
ball of over

1st Innings - Eastern Suburbs, Roosters

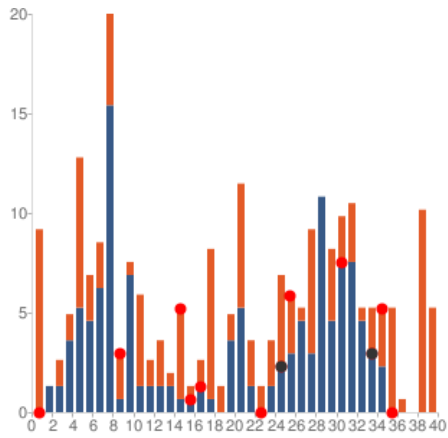
2nd Innings - Petone-River..., Titans



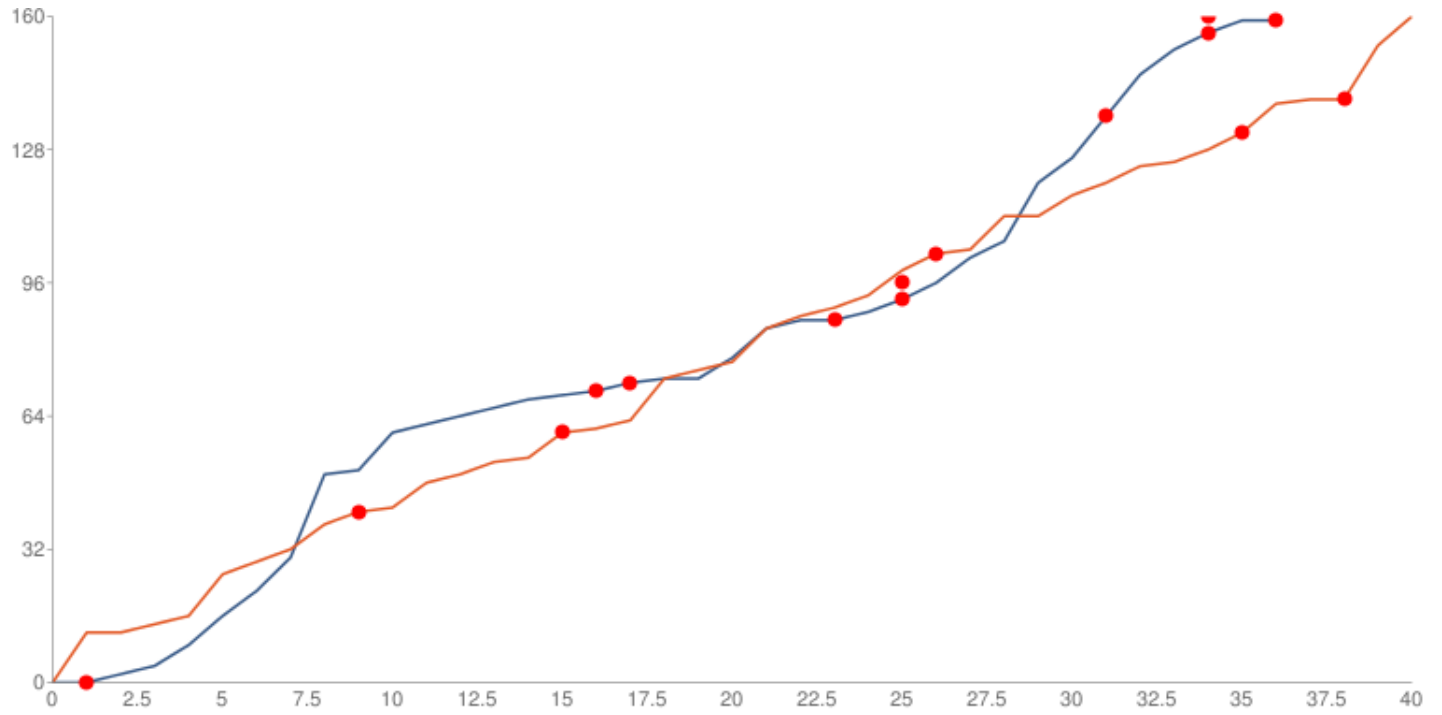
Batting Stats		Bowling Stats	
Runs	159	Overs	35.2
Balls	200	Maiden	4
Dot Balls	155	Wickets	10
1s	31	Wides	20
2s	16	No Balls	4
3s	0	Economy	4.5
4s	9		
5s	0		
6s	5		

Batting Stats		Bowling Stats	
Runs	160	Overs	39.4
Balls	233	Maiden	3
Dot Balls	166	Wickets	5
1s	53	Wides	24
2s	6	No Balls	1
3s	0	Economy	4.034
4s	8		
5s	0		
6s	6		

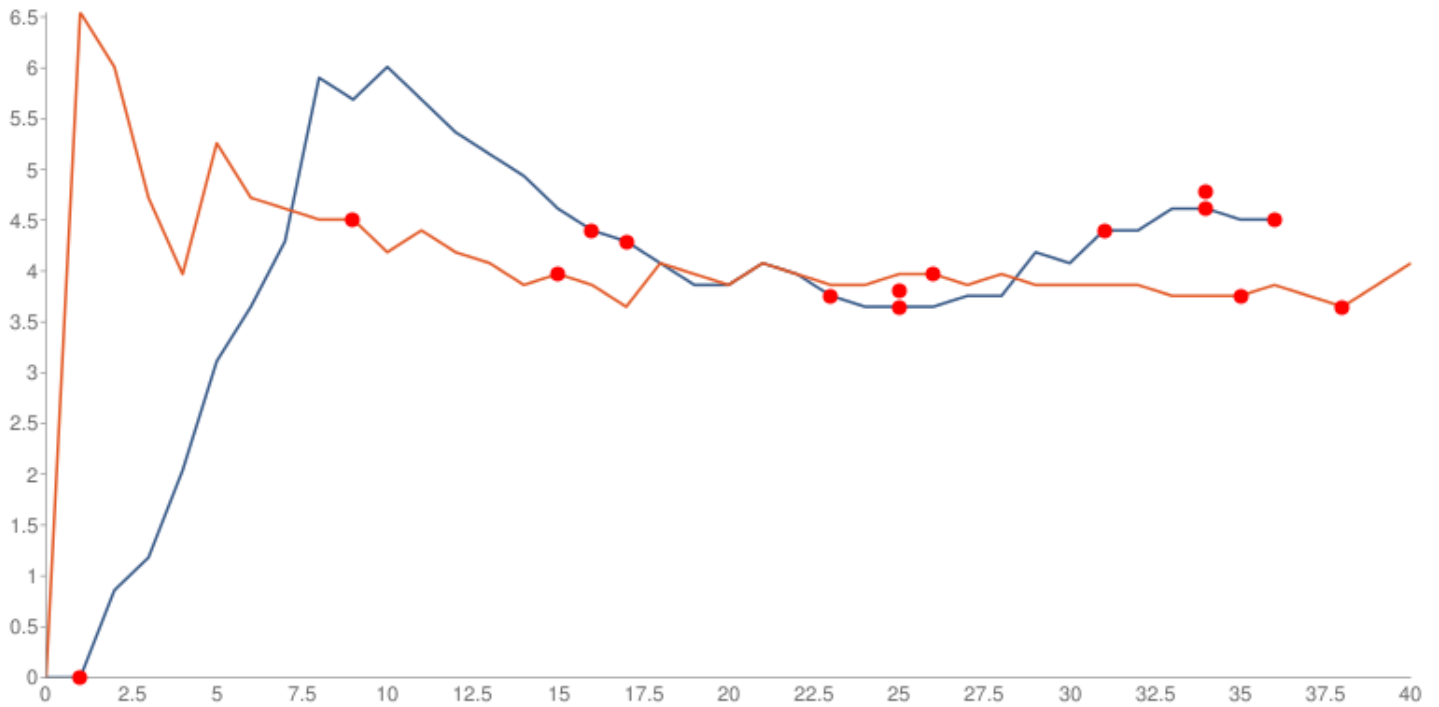
Manhattan



Run Worm



RPO



Match Partnerships

Petone-Riverside Cricket Club., Titans










Eastern Suburbs, Roosters



Partnership	Runs	Wickets	Partners
Extras 9(9), CricHQ Default Unknown 6(28), CricHQ Default Unknown 23(20)	38	57	Shane Winter 0(6), Sameer Magan 0(0)
Extras 1(1), CricHQ Default Unknown 0(0), CricHQ Default Unknown 0(2)	1	3	Sameer Magan 15(40), Reuben Davidson 44(48), Extras 11(9)
Extras 2(2), CricHQ Default Unknown 10(20), CricHQ Default Unknown 3(17)	15	39	Sameer Magan 0(1), Ben Fawkes 0(2)
Extras 9(7), CricHQ Default Unknown 11(27), CricHQ Default Unknown 26(38)	46	72	Ben Fawkes 5(20), Ricky Dey 10(16), Extras 2(2)
Extras 3(3), CricHQ Default Unknown 16(28), CricHQ Default Unknown 9(26)	28	57	Ben Fawkes 1(5), Andrew Burt 2(10), Extras 2(1)
Extras 1(1), CricHQ Default Unknown 6(6), CricHQ Default Unknown 5(12)	12	19	Ben Fawkes 0(0), Brian Gardner 0(1)
Extras 8(2), CricHQ Default Unknown 12(8), CricHQ Default Unknown 6(6)	20	16	Ben Fawkes 7(16), Callum Bron 29(19), Extras 5(4)
	20	16	Ben Fawkes 7(8), Henry vanDyk 5(7), Extras 8(8)
	2	3	Henry vanDyk 1(1), Dan Smith 1(2)
	5	12	Henry vanDyk 0(3), Jack Shadbolt 2(7), Extras 3(2)

Fujitsu Heat Pumps MVP Leaderboard



K Fenton First Place
20.1 MVP Points

Rank	Player	MVP Points	Team
1	K Fenton	20.1	Petone-Riverside Cricket Club., Titans
2	K Goldsbury	11.97	Petone-Riverside Cricket Club., Titans
3	 CB Bron	7.22	Eastern Suburbs, Roosters
4	 RD Davidson†	5.59	Eastern Suburbs, Roosters
5	 B.D.G Gardner* M Goldsbury	4.54	Eastern Suburbs, Roosters
6	Casey	3.76	Petone-Riverside Cricket Club., Titans
7	J Isburg	2.82	Petone-Riverside Cricket Club., Titans
8		2.81	Petone-Riverside Cricket Club., Titans
9	 D Smith	2.28	Eastern Suburbs, Roosters
10	 S Magan	2.08	Eastern Suburbs, Roosters
11	 H.vD vanDyk	0.96	Eastern Suburbs, Roosters
12	 B Fawkes	0.87	Eastern Suburbs, Roosters
13	 A Burt	0.86	Eastern Suburbs, Roosters
14	 R Dey D Goldsbury†	0.77	Eastern Suburbs, Roosters
15		0.62	Petone-Riverside Cricket Club., Titans

Rank	Player	MVP Points	Team
16		0.09	Petone-Riverside Cricket Club., Titans
17	 S Winter Unsure	0.04	Eastern Suburbs, Roosters
18	Unsure 1	0.0	Eastern Suburbs, Roosters
19	C Fisher	0.0	Eastern Suburbs, Roosters
20	J Patel	-0.08	Petone-Riverside Cricket Club., Titans
21		-0.36	Petone-Riverside Cricket Club., Titans
22	 J Shadbolt S Hoffman	-0.47	Eastern Suburbs, Roosters
23		-0.84	Petone-Riverside Cricket Club., Titans

1st Innings: 159-10 (35.2 Overs)

Bowling: Petone-Riverside Cricket Club., Titans

Power Play	Over	Runs	Balls	Wicket	RPO	Total	Bowler
	1	0 W	1	0.0	0	Ken Fenton
	2	2	. . . wd . . 1	1	0.92	2	Shaun Hoffman
	3	2	wd . . wd	1	1.2	4	Ken Fenton
	4	5	. . nb . wd . 2 1	1	2.08	9	Shaun Hoffman
	5	7	. . 2 4 . wd .	1	3.1	16	Ken Fenton
	6	6	. 1 1 4 . .	1	3.67	22	Shaun Hoffman
	7	8	. . . 2 . 6	1	4.29	30	Ken Fenton
	8	20	. wd+1 wd . 4 4 1 nb by+2 6	1	5.88	50	Shaun Hoffman
	9	1	1	1	5.67	51	Ken Fenton
	10	9	1 . . 4 . 4	1	6.0	60	James Isburg
	11	2	. 1 1 . . .	1	5.64	62	Ken Fenton
	12	2	1 . 1 . . .	1	5.33	64	James Isburg
	13	2	. . 2	1	5.08	66	Ken Fenton
	14	2	1 1	1	4.86	68	James Isburg
	15	1	. . . 1 . .	1	4.6	69	Kevin Goldsbury
	16	1	. 1 . W . .	2	4.38	70	James Isburg
	17	2	W . 1 . 1 .	3	4.24	72	Kevin Goldsbury
	18	1	. 1	3	4.06	73	James Isburg
	19	0	3	3.84	73	Kevin Goldsbury
	20	5	. 2 1 . . wd lb+1	3	3.87	78	James Isburg
	21	7	1 4 . . . 2	3	4.05	85	Kevin Goldsbury
	22	2	2	3	3.95	87	James Isburg
	23	0	W	4	3.78	87	Kevin Goldsbury
	24	2 wd+1 . .	4	3.68	89	James Isburg
	25	3	1 . 2 W W .	6	3.68	92	Kevin Goldsbury
	26	4	. . 4 . . .	6	3.69	96	James Isburg
	27	6	1 . . 1 2 2	6	3.78	102	Kevin Goldsbury
	28	4	1 2 . 1 . .	6	3.79	106	James Isburg
	29	14	. 6 . . 2 6	6	4.14	120	Kevin Goldsbury
	30	6	nb . nb+2 . wd 1 wd . . .	6	4.11	126	Jitan Patel
	31	10	. 6 . W . 4	7	4.39	136	Kevin Goldsbury
	32	10	wd 2 wd . wd . wd wd wd lb+1 wd . .	7	4.4	146	Jitan Patel
	33	6	2 . 1 2 . 1	7	4.61	152	Kevin Goldsbury
	34	4	W 1 1 W . wd+1 .	9	4.57	156	Ken Fenton
	35	3	wd . 2	9	4.52	159	Dan Bins
	36	0	. W	10	4.5	159	Ken Fenton

2nd Innings: 160-5 (39.4 Overs)

Bowling: Eastern Suburbs, Roosters

Power Play	Over	Runs	Balls	Wicket	RPO	Total	Bowler
	1	12	wd . . wd wd wd 1 . . wd 6	0	6.55	12	Jack Shadbolt
	2	0	0	6.0	12	Shane Winter
	3	2 2 .	0	4.67	14	Henry vanDyk
	4	2	. 2	0	4.0	16	Shane Winter
	5	10	. 2 2 6 . .	0	5.2	26	Henry vanDyk
	6	3	. . . 1 wd 1 .	0	4.7	29	Shane Winter
	7	3	1 1 1 . . .	0	4.57	32	Henry vanDyk
	8	6	1 wd wd . . . wd 1 1	0	4.47	38	Shane Winter
	9	3	W wd . W . 1 1 .	1	4.47	41	Brian Gardner
	10	1	1	1	4.2	42	Henry vanDyk
	11	6 6	1	4.36	48	Brian Gardner
	12	2	1 . . . 1 .	1	4.17	50	Henry vanDyk
	13	3	. 1 1 wd . . .	1	4.03	53	Brian Gardner
	14	1	. . . wd . . .	1	3.81	54	Henry vanDyk
	15	6	. . W . 6 .	2	4.0	60	Brian Gardner
	16	1 1	2	3.81	61	Henry vanDyk
	17	2	. 1 . . . wd .	2	3.67	63	Brian Gardner
	18	10	wd+1 . 4 . 4 . .	2	4.02	73	Ricky Dey
	19	2 1 1	2	3.95	75	Brian Gardner
	20	2	1 . 1 . . .	2	3.85	77	Ricky Dey
	21	8	. 1 wd . . . 6	2	4.02	85	Brian Gardner
	22	3	. . 1 . . wd+1 .	2	3.97	88	Ricky Dey
	23	2	wd 1 .	2	3.88	90	Sameer Magan
	24	3	. 1 . 1 . 1	2	3.88	93	Ricky Dey
	25	6	. . 1 . wd . 4	2	3.93	99	Sameer Magan
	26	4	. wd W 1 . 1 1	3	3.94	103	Dan Smith
	27	1	. . 1 . . .	3	3.85	104	Sameer Magan
	28	8	1 . 1 4 1 1	3	4.0	112	Dan Smith
	29	0	3	3.86	112	Sameer Magan
	30	5	. wd 1 . 1 wd 1 .	3	3.86	117	Dan Smith
	31	3	. . 1 1 1 .	3	3.87	120	Sameer Magan
	32	4	. . 1 1 wd 1 .	3	3.85	124	Dan Smith
	33	1	. . 1 . . .	3	3.79	125	Sameer Magan
	34	3	. . 1 1 . 1	3	3.76	128	Callum Bron
	35	4	. W . 4 . .	4	3.77	132	Sameer Magan
	36	7	. 4 . wd . 2 .	4	3.84	139	Callum Bron
	37	1 1	4	3.78	140	Sameer Magan
	38	0	. W	5	3.68	140	Callum Bron
	39	13	. 4 . . nb+7 wd . 1	5	3.89	153	Sameer Magan
	40	7	. 1 2 4	5	4.03	160	Andrew Burt



K Fenton

Team: Petone-Riverside Cricket Club., Titans
Played: 2018-11-10

MVP 20.1 Pts

1st Innings: Bowling



Bowling Stats

O	M	R	W	Wides	NB	Economy	Av	MVP	b1	b2	b3	b4	b5	b6	
8	1	26	4	4	0	3.12	6.5	15.26	2	2	6	7	0	9	
									b7	b8	b9	b10	b11	b12	b13+
									0	0	0	0	0	0	0

Runs off Balls

- Dots
- 2's
- 4's
- 6's
- 1's
- 3's
- 5's
- W's

2nd Innings: Batting



Batting Stats

Runs	Balls	Dots	1s	2s	3s	4s	5s	6s	SR	MVP	b1	b2	b3	b4	b5	b6	
39	48	25	17	3	0	1	0	2	81	4.84	2	2	8	11	4	3	
											b7	b8	b9	b10	b11	b12	b13+
											2	0	1	0	6		

Runs off Balls

- Dots
- 2's
- 4's
- 6's
- 1's
- 3's
- 5's
- W's



D Goldsbury†

Team: Petone-Riverside Cricket Club., Titans
Played: 2018-11-10

MVP 0.62 Pts

1st Innings: Bowling



Bowling Stats

Runs off Balls

O	M	R	W	Wides	NB	Economy	Av	MVP	b1	b2	b3	b4	b5	b6
---	---	---	---	-------	----	---------	----	-----	----	----	----	----	----	----

- Dots
- 2's
- 4's
- 6's
- 1's
- 3's
- 5's
- W's

2nd Innings: Batting



Batting Stats

Runs off Balls

Runs	Balls	Dots	1s	2s	3s	4s	5s	6s	SR	MVP	b1	b2	b3	b4	b5	b6	
16	48	38	8	1	0	0	0	1	33	0.62	1	4	0	1	1	7	
											b7	b8	b9	b10	b11	b12	b13+
											1	1					

- Dots
- 2's
- 4's
- 6's
- 1's
- 3's
- 5's
- W's



S Hoffman

Team: Petone-Riverside Cricket Club., Titans
Played: 2018-11-10

MVP -0.84 Pts

1st Innings: Bowling



Bowling Stats

O	M	R	W	Wides	NB	Economy	Av	MVP	b1	b2	b3	b4	b5	b6	
4	0	32	0	4	2	8.0	-	-0.84	0	3	3	5	5	4	
									b7	b8	b9	b10	b11	b12	b13+
									4	2	6	0	0	0	0

Runs off Balls

- Dots
- 2's
- 4's
- 6's
- 1's
- 3's
- 5's
- W's

2nd Innings: Batting



Batting Stats

Runs	Balls	Dots	1s	2s	3s	4s	5s	6s	SR	MVP	b1	b2	b3	b4	b5	b6	
		0	0	0	0	0	0	0		0.0							
											b7	b8	b9	b10	b11	b12	b13+

Runs off Balls

- Dots
- 2's
- 4's
- 6's
- 1's
- 3's
- 5's
- W's



J Isburg

Team: Petone-Riverside Cricket Club., Titans
Played: 2018-11-10

MVP 2.81 Pts

1st Innings: Bowling



Bowling Stats

O	M	R	W	Wides	NB	Economy	Av	MVP	b1	b2	b3	b4	b5	b6	
10	0	31	1	2	0	3.1	31.0	2.09	6	7	6	5	2	5	
									b7	b8	b9	b10	b11	b12	b13+
									0	0	0	0	0	0	0

Runs off Balls

- Dots
- 2's
- 4's
- 6's
- 1's
- 3's
- 5's
- W's

2nd Innings: Batting



Batting Stats

Runs	Balls	Dots	1s	2s	3s	4s	5s	6s	SR	MVP	b1	b2	b3	b4	b5	b6
6	6	4	0	1	0	1	0	0	100	0.72	0	0	2	4	0	0

Runs off Balls

- Dots
- 2's
- 4's
- 6's
- 1's
- 3's
- 5's
- W's



K Goldsbury

Team: Petone-Riverside Cricket Club., Titans
Played: 2018-11-10

MVP 11.97 Pts

1st Innings: Bowling



Bowling Stats

O	M	R	W	Wides	NB	Economy	Av	MVP	b1	b2	b3	b4	b5	b6	
10	2	49	5	0	0	4.9	9.8	11.66	5	16	4	4	5	15	
									b7	b8	b9	b10	b11	b12	b13+
									0	0	0	0	0	0	0

Runs off Balls

- Dots
- 2's
- 4's
- 6's
- 1's
- 3's
- 5's
- W's

2nd Innings: Batting



Batting Stats

Runs	Balls	Dots	1s	2s	3s	4s	5s	6s	SR	MVP	b1	b2	b3	b4	b5	b6
5	12	10	1	0	0	1	0	0	42	0.32	0	0	0	4	0	1

Runs off Balls

- Dots
- 2's
- 4's
- 6's
- 1's
- 3's
- 5's
- W's



J Patel

Team: Petone-Riverside Cricket Club., Titans
Played: 2018-11-10

MVP -0.36 Pts

1st Innings: Bowling



Bowling Stats

O	M	R	W	Wides	NB	Economy	Av	MVP	b1	b2	b3	b4	b5	b6	
2	0	15	0	9	2	7.5	-	-0.36	2	2	3	0	2	1	
									b7	b8	b9	b10	b11	b12	b13+
									2	1	1	0	1	0	0

Runs off Balls

- Dots
- 2's
- 4's
- 6's
- 1's
- 3's
- 5's
- W's

2nd Innings: Batting



Batting Stats

Runs	Balls	Dots	1s	2s	3s	4s	5s	6s	SR	MVP	b1	b2	b3	b4	b5	b6	
		0	0	0	0	0	0	0		0.0							
											b7	b8	b9	b10	b11	b12	b13+

Runs off Balls

- Dots
- 2's
- 4's
- 6's
- 1's
- 3's
- 5's
- W's



M Goldsbury

Team: Petone-Riverside Cricket Club., Titans
Played: 2018-11-10

MVP 3.76 Pts

1st Innings: Bowling



Bowling Stats

Runs off Balls

O	M	R	W	Wides	NB	Economy	Av	MVP	b1	b2	b3	b4	b5	b6
---	---	---	---	-------	----	---------	----	-----	----	----	----	----	----	----

- Dots
- 2's
- 4's
- 6's
- 1's
- 3's
- 5's
- W's

2nd Innings: Batting



Batting Stats

Runs off Balls

Runs	Balls	Dots	1s	2s	3s	4s	5s	6s	SR	MVP	b1	b2	b3	b4	b5	b6	
41	85	59	21	1	0	3	0	0	48	3.76	2	11	5	4	9	5	
											b7	b8	b9	b10	b11	b12	b13+
											4	1					

- Dots
- 2's
- 4's
- 6's
- 1's
- 3's
- 5's
- W's



D Bins

Team: Petone-Riverside Cricket Club., Titans
Played: 2018-11-10

MVP 0.09 Pts

1st Innings: Bowling



Bowling Stats

O	M	R	W	Wides	NB	Economy	Av	MVP	b1	b2	b3	b4	b5	b6	
1	0	3	0	1	0	3.0	-	0.09	1	0	2	0	0	0	
									b7	b8	b9	b10	b11	b12	b13+
									0	0	0	0	0	0	0

Runs off Balls

- Dots
- 2's
- 4's
- 6's
- 1's
- 3's
- 5's
- W's

2nd Innings: Batting



Batting Stats

Runs	Balls	Dots	1s	2s	3s	4s	5s	6s	SR	MVP	b1	b2	b3	b4	b5	b6	
		0	0	0	0	0	0	0		0.0							
											b7	b8	b9	b10	b11	b12	b13+

Runs off Balls

- Dots
- 2's
- 4's
- 6's
- 1's
- 3's
- 5's
- W's



C Fisher

Team: Petone-Riverside Cricket Club., Titans
Played: 2018-11-10

MVP -0.08 Pts

1st Innings: Bowling



Bowling Stats

Runs off Balls

O	M	R	W	Wides	NB	Economy	Av	MVP	b1	b2	b3	b4	b5	b6
---	---	---	---	-------	----	---------	----	-----	----	----	----	----	----	----

- Dots
- 2's
- 4's
- 6's
- 1's
- 3's
- 5's
- W's

2nd Innings: Batting



Batting Stats

Runs off Balls

Runs	Balls	Dots	1s	2s	3s	4s	5s	6s	SR	MVP	b1	b2	b3	b4	b5	b6
0	2	2	0	0	0	0	0	0	0	-0.08	0	0	0	0	0	0

- Dots
- 2's
- 4's
- 6's
- 1's
- 3's
- 5's
- W's



Casey

Team: Petone-Riverside Cricket Club., Titans
Played: 2018-11-10

MVP 2.82 Pts

1st Innings: Bowling



Bowling Stats

Runs off Balls

O	M	R	W	Wides	NB	Economy	Av	MVP	b1	b2	b3	b4	b5	b6
---	---	---	---	-------	----	---------	----	-----	----	----	----	----	----	----

- Dots
- 1's
- 2's
- 3's
- 4's
- 5's
- 6's
- W's

2nd Innings: Batting



Batting Stats

Runs off Balls

Runs	Balls	Dots	1s	2s	3s	4s	5s	6s	SR	MVP	b1	b2	b3	b4	b5	b6	
26	38	28	6	0	0	2	0	2	68	2.82	1	1	5	0	10	3	
											b7	b8	b9	b10	b11	b12	b13+
											6						

- Dots
- 1's
- 2's
- 3's
- 4's
- 5's
- 6's
- W's



B.D.G Gardner*

Team: Eastern Suburbs, Roosters
 Played: 2018-11-10
 R/H Batsmen, L/A Bowler Orthodox
 Age: 35

MVP 4.54 Pts

1st Innings: Batting



Batting Stats

Runs	Balls	Dots	1s	2s	3s	4s	5s	6s	SR	MVP	b1	b2	b3	b4	b5	b6
0	1	1	0	0	0	0	0	0	0	-0.05	0	0	0	0	0	0

Runs off Balls

- Dots
- 2's
- 4's
- 6's
- 1's
- 3's
- 5's
- W's

2nd Innings: Bowling



Bowling Stats

O	M	R	W	Wides	NB	Economy	Av	MVP	b1	b2	b3	b4	b5	b6
7	0	30	2	4	0	4.29	15.0	3.27	1	3	2	1	8	9

Runs off Balls

b7	b8	b9	b10	b11	b12	b13+
6	0	0	0	0	0	0

- Dots
- 2's
- 4's
- 6's
- 1's
- 3's
- 5's
- W's

Fielding Stats

Dismissals	Stumpings	Run Outs (direct)	Run Outs (throw)	Run Outs (assist)	Catches	MVP
1	0	0	0	0	1	1.31



RD Davidson†

Team: Eastern Suburbs, Roosters
 Played: 2018-11-10
 R/H Batsmen, Wicket-keeper, R/A Bowler Slow
 Age: 26

MVP 5.59 Pts

1st Innings: Batting




Batting Stats

Runs	Balls	Dots	1s	2s	3s	4s	5s	6s	SR	MVP	b1	b2	b3	b4	b5	b6	
44	49	32	6	3	0	5	0	2	90	5.59	2	0	4	10	4	14	
											b7	b8	b9	b10	b11	b12	b13+
											3	1	6				

Runs off Balls

- Dots
- 1's
- 2's
- 3's
- 4's
- 5's
- 6's
- W's

2nd Innings: Bowling



Bowling Stats

O	M	R	W	Wides	NB	Economy	Av	MVP	b1	b2	b3	b4	b5	b6

Runs off Balls

- Dots
- 1's
- 2's
- 3's
- 4's
- 5's
- 6's
- W's



S Magan

Team: Eastern Suburbs, Roosters
Played: 2018-11-10
Age: 25

MVP 2.08 Pts

1st Innings: Batting



Batting Stats

Runs	Balls	Dots	1s	2s	3s	4s	5s	6s	SR	MVP	b1	b2	b3	b4	b5	b6	
15	42	30	9	1	0	1	0	0	36	0.51	2	4	3	5	0	0	
											b7	b8	b9	b10	b11	b12	b13+
											1	0					

Runs off Balls

- Dots
- 2's
- 4's
- 6's
- 1's
- 3's
- 5's
- W's

2nd Innings: Bowling



Bowling Stats

O	M	R	W	Wides	NB	Economy	Av	MVP	b1	b2	b3	b4	b5	b6	
9	1	31	1	3	1	3.44	31.0	1.57	1	4	4	5	9	3	
									b7	b8	b9	b10	b11	b12	b13+
									4	1	0	0	0	0	0

Runs off Balls

- Dots
- 2's
- 4's
- 6's
- 1's
- 3's
- 5's
- W's



D Smith

Team: Eastern Suburbs, Roosters
Played: 2018-11-10
Age: 25

MVP 2.28 Pts

1st Innings: Batting



Batting Stats

Runs	Balls	Dots	1s	2s	3s	4s	5s	6s	SR	MVP	b1	b2	b3	b4	b5	b6
1	2	1	1	0	0	0	0	0	50	0.07	0	1	0	0	0	0

Runs off Balls

- Dots
- 2's
- 4's
- 6's
- 1's
- 3's
- 5's
- W's

2nd Innings: Bowling



Bowling Stats

O	M	R	W	Wides	NB	Economy	Av	MVP	b1	b2	b3	b4	b5	b6	
4	0	21	1	4	0	5.25	21.0	2.21	1	2	3	6	3	4	
									b7	b8	b9	b10	b11	b12	b13+
									2	0	0	0	0	0	0

Runs off Balls

- Dots
- 2's
- 4's
- 6's
- 1's
- 3's
- 5's
- W's



R Dey

Team: Eastern Suburbs, Roosters
 Played: 2018-11-10
 Age: n/a

MVP 0.77 Pts

1st Innings: Batting



Batting Stats

Runs off Balls

Runs	Balls	Dots	1s	2s	3s	4s	5s	6s	SR	MVP	b1	b2	b3	b4	b5	b6
10	16	11	2	2	0	1	0	0	62	0.88	0	6	2	0	0	2

- Dots
- 1's
- 2's
- 3's
- 4's
- 5's
- 6's
- W's

2nd Innings: Bowling



Bowling Stats

Runs off Balls

O	M	R	W	Wides	NB	Economy	Av	MVP	b1	b2	b3	b4	b5	b6	
4	0	18	0	2	0	4.5	-	-0.11	3	1	6	1	4	3	
									b7	b8	b9	b10	b11	b12	b13+
									0	0	0	0	0	0	0

- Dots
- 1's
- 2's
- 3's
- 4's
- 5's
- 6's
- W's



A Burt

Team: Eastern Suburbs, Roosters
Played: 2018-11-10
R/H Batsmen, R/A Bowler Off Spin
Age: 134

MVP 0.86 Pts

1st Innings: Batting



Batting Stats

Runs	Balls	Dots	1s	2s	3s	4s	5s	6s	SR	MVP	b1	b2	b3	b4	b5	b6	
2	10	9	0	1	0	0	0	0	20	-0.13	0	0	2	0	0	0	
											b7	b8	b9	b10	b11	b12	b13+
											0						

Runs off Balls

- Dots
- 1's
- 2's
- 3's
- 4's
- 5's
- 6's
- W's

2nd Innings: Bowling



Bowling Stats

O	M	R	W	Wides	NB	Economy	Av	MVP	b1	b2	b3	b4	b5	b6	
0	0	7	0	0	0	10.5	-	-0.26	0	1	2	4	0	0	
									b7	b8	b9	b10	b11	b12	b13+
									0	0	0	0	0	0	0

Runs off Balls

- Dots
- 1's
- 2's
- 3's
- 4's
- 5's
- 6's
- W's

Fielding Stats

Dismissals	Stumpings	Run Outs (direct)	Run Outs (throw)	Run Outs (assist)	Catches	MVP
1	0	0	0	0	1	1.25



S Winter

Team: Eastern Suburbs, Roosters
 Played: 2018-11-10
 Age: 27

MVP 0.04 Pts

1st Innings: Batting



Batting Stats

Runs	Balls	Dots	1s	2s	3s	4s	5s	6s	SR	MVP	b1	b2	b3	b4	b5	b6
0	6	6	0	0	0	0	0	0	0	-0.27	0	0	0	0	0	0

Runs off Balls

- Dots
- 2's
- 4's
- 6's
- 1's
- 3's
- 5's
- W's

2nd Innings: Bowling



Bowling Stats

O	M	R	W	Wides	NB	Economy	Av	MVP	b1	b2	b3	b4	b5	b6	
4	1	11	0	4	0	2.75	-	0.31	1	3	1	1	1	1	
									b7	b8	b9	b10	b11	b12	b13+
									1	1	1	0	0	0	0

Runs off Balls

- Dots
- 2's
- 4's
- 6's
- 1's
- 3's
- 5's
- W's



J Shadbolt

Team: Eastern Suburbs, Roosters
 Played: 2018-11-10
 Age: n/a

MVP -0.47 Pts

1st Innings: Batting



Batting Stats

Runs	Balls	Dots	1s	2s	3s	4s	5s	6s	SR	MVP	b1	b2	b3	b4	b5	b6	
2	7	6	0	1	0	0	0	0	29	0.01	0	0	2	0	0	0	
											b7	b8	b9	b10	b11	b12	b13+
											0						

Runs off Balls

- Dots
- 2's
- 4's
- 6's
- 1's
- 3's
- 5's
- W's

2nd Innings: Bowling



Bowling Stats

O	M	R	W	Wides	NB	Economy	Av	MVP	b1	b2	b3	b4	b5	b6	
1	0	12	0	5	0	12.0	-	-0.48	1	0	0	1	1	1	
									b7	b8	b9	b10	b11	b12	b13+
									1	0	0	1	6	0	0

Runs off Balls

- Dots
- 2's
- 4's
- 6's
- 1's
- 3's
- 5's
- W's



B Fawkes

Team: Eastern Suburbs, Roosters
Played: 2018-11-10
Age: n/a

MVP 0.87 Pts

1st Innings: Batting



Batting Stats

Runs	Balls	Dots	1s	2s	3s	4s	5s	6s	SR	MVP	b1	b2	b3	b4	b5	b6	
20	53	40	7	2	0	2	0	0	38	0.87	5	1	5	3	1	5	
											b7	b8	b9	b10	b11	b12	b13+
											0	0	0	0	0	0	0

Runs off Balls

- Dots
- 2's
- 4's
- 6's
- 1's
- 3's
- 5's
- W's

2nd Innings: Bowling



Bowling Stats

O	M	R	W	Wides	NB	Economy	Av	MVP	b1	b2	b3	b4	b5	b6

Runs off Balls

- Dots
- 2's
- 4's
- 6's
- 1's
- 3's
- 5's
- W's



H.vD vanDyk

Team: Eastern Suburbs, Roosters
 Played: 2018-11-10
 R/H Batsmen, R/A Bowler Slow
 Age: 25

MVP 0.96 Pts

1st Innings: Batting



Batting Stats

Runs	Balls	Dots	1s	2s	3s	4s	5s	6s	SR	MVP	b1	b2	b3	b4	b5	b6	
6	11	7	2	2	0	0	0	0	55	0.47	2	2	2	0	0	0	
											b7	b8	b9	b10	b11	b12	b13+
											0	0	0	0			

Runs off Balls

- Dots
- 1's
- 2's
- 3's
- 4's
- 5's
- 6's
- W's

2nd Innings: Bowling



Bowling Stats

O	M	R	W	Wides	NB	Economy	Av	MVP	b1	b2	b3	b4	b5	b6	
7	0	20	0	1	0	2.86	-	0.49	3	3	3	7	3	1	
									b7	b8	b9	b10	b11	b12	b13+
									0	0	0	0	0	0	0

Runs off Balls

- Dots
- 1's
- 2's
- 3's
- 4's
- 5's
- 6's
- W's



CB Bron

Team: Eastern Suburbs, Roosters
 Played: 2018-11-10
 R/H Batsmen, R/A Bowler Slow
 Age: 27

MVP 7.22 Pts

1st Innings: Batting



Batting Stats

Runs off Balls

Runs	Balls	Dots	1s	2s	3s	4s	5s	6s	SR	MVP	b1	b2	b3	b4	b5	b6
29	19	9	3	4	0	0	0	3	153	4.18	1	14	0	1	4	9

- Dots
- 1's
- 2's
- 3's
- 4's
- 5's
- 6's
- W's

2nd Innings: Bowling



Bowling Stats

Runs off Balls

O	M	R	W	Wides	NB	Economy	Av	MVP	b1	b2	b3	b4	b5	b6	
3	1	10	1	1	0	3.33	10.0	3.04	0	4	1	2	0	3	
									b7	b8	b9	b10	b11	b12	b13+
									0	0	0	0	0	0	0



- Dots
- 1's
- 2's
- 3's
- 4's
- 5's
- 6's
- W's



Unsure

Team: Eastern Suburbs, Roosters
Played: 2018-11-10

1st Innings: Batting




Batting Stats

Runs	Balls	Dots	1s	2s	3s	4s	5s	6s	SR	MVP	b1	b2	b3	b4	b5	b6	
		0	0	0	0	0	0	0	0.0								
											b7	b8	b9	b10	b11	b12	b13+

Runs off Balls

- Dots
- 1's
- 2's
- 3's
- 4's
- 5's
- 6's
- W's

2nd Innings: Bowling



Bowling Stats

O	M	R	W	Wides	NB	Economy	Av	MVP	b1	b2	b3	b4	b5	b6


Runs off Balls

- Dots
- 1's
- 2's
- 3's
- 4's
- 5's
- 6's
- W's



Unsure 1

Team: Eastern Suburbs, Roosters
Played: 2018-11-10



1st Innings: Batting



Batting Stats

Runs	Balls	Dots	1s	2s	3s	4s	5s	6s	SR	MVP	b1	b2	b3	b4	b5	b6	
		0	0	0	0	0	0	0		0.0							
											b7	b8	b9	b10	b11	b12	b13+

Runs off Balls

- Dots
- 1's
- 2's
- 3's
- 4's
- 5's
- 6's
- W's

2nd Innings: Bowling



Bowling Stats

O	M	R	W	Wides	NB	Economy	Av	MVP	b1	b2	b3	b4	b5	b6

Runs off Balls

- Dots
- 1's
- 2's
- 3's
- 4's
- 5's
- 6's
- W's

Notes:
