



Match Report

Eastern Suburbs, Shepherds vs Petone-Riverside Cricket Club., Strikers

Eastern Suburbs, Shepherds - Won by 84 runs

Date: Sat 10 Nov 2018

Location: New Zealand - Wellington

Match Type: 5th, 6th and One Day Grades

Scorer: Mukesh Chandra

Toss: Eastern Suburbs, Shepherds won the toss and elected to Bat

URL: <http://www.crichq.com/matches/688737>

Eastern Suburbs, Shepherds		Petone-Riverside Cricket Club., Strikers	
Score	250-3	Score	166-10
Overs	30.0	Overs	21.5
	P Kerr		M Chandra
	RS Shanks		JG Grewal
	R George		VA Ahlawatt†
	B Nicholson		DR Rawat
	J George		PN Nain
	Ian		KK Khakh
	C Beach†		Sunny
	C Jones		SS Sharma
	Steve		VM Mangain
	Robert		AC Chahal
	Cullam		PS Sidhu
	James		

Scorecards

1st Innings Batting: Eastern Suburbs, Shepherds		R	B	4's	6's	SR
P Kerr	..1...1.11.111...2.....1..2...1...111... //	17	42	0	0	40.48
RS Shanks	111111...1..142.14..1116...11111..411 11.//	41	39	3	1	105.13
R George	..612442...44.4114...46441...1....416 414114164616.64.11.2..641..4661.162 .	158	74	17	11	213.51
B Nicholson1.1.111.1..1.111...//	10	25	0	0	40.0
J George	1	1	1	0	0	100.0
Extras	(w 13, nb 1, b 5, lb 4)	23				
Total	(3 wickets; 30.0 overs)	250				8.33 RPO
Did Not Bat: ["Ian", "C Beach†", "C Jones", "Steve", "Robert", "Cullam", "James"]						
Fall of Wicket: 42-1 (P Kerr 10.3 ov), 132-2 (RS Shanks 18.1 ov), 222-3 (B Nicholson 27.6 ov)						

Bowling: Petone-Riverside Cricket Club., Strikers	O	M	R	W	EC	AV	EX
JG Grewal	6.0	1	27	0	4.50	-	
M Chandra	6.0	0	41	1	6.83	41.00	
DR Rawat	6.0	0	35	1	5.83	35.00	(nb 1)
PN Nain	6.0	0	47	1	7.83	47.00	(w 2)
KK Khakh	3.0	0	50	0	16.67	-	(w 8)
Sunny	1.0	0	17	0	17.00	-	(w 2)
SS Sharma	2.0	0	24	0	12.00	-	(w 1)

2nd Innings Batting: Petone-Riverside Cricket Club., Strikers			R	B	4's	6's	SR
SS Sharma	2 . 1 4 . . //	c C Beach† b C Jones	7	6	1	0	116.67
KK Khakh	. . 4 . . 1 . 1 . 1 2 . . //	lbw b C Jones	9	12	1	0	75.0
Sunny	2 2 . . 2 2	run out (R George)	8	6	0	0	133.33
PN Nain 1 4 1 2 . 1 1 . 1 1 1 1 . 1 1 1 1 4 . 1 2 1 . . //	c R George b R George	26	35	2	0	74.29
VA Ahlawat†	1 . 2 . 1 2 1 4 4 4 1 1 2 6 . 1 1 . 6 2 . 4 2 . . //	b Robert	45	28	4	2	160.71
VM Mamgain //	b R George	0	5	0	0	0.0
AC Chahal	1 //	c Cullam b Robert	1	5	0	0	20.0
PS Sidhu 1 1 4 //	c C Beach† b R George	6	13	1	0	46.15
M Chandra	2 . 1 . 1 6 . 4 1 6 //	st C Beach† b James	21	12	1	2	175.0
JG Grewal	. 1 2 2 . 1 1	not out	7	9	0	0	77.78
DR Rawat	. . //	run out (B Nicholson)	0	2	0	0	0.0
Extras	(w 32, nb 1, b 2, lb 1)		36				
Total	(10 wickets; 21.5 overs)		166				7.60 RPO

Fall of Wicket: 19-1 (SS Sharma 1.6 ov), 31-2 (Sunny 3.1 ov), 48-3 (KK Khakh 5.5 ov), 123-4 (PN Nain 14.1 ov), 124-5 (VM Mamgain 14.6 ov), 124-6 (VA Ahlawat 15.1 ov), 134-7 (AC Chahal 17.4 ov), 137-8 (PS Sidhu 18.4 ov), 166-9 (M Chandra 21.3 ov), 166-10 (DR Rawat 21.5 ov)

Bowling: Eastern Suburbs, Shepherds	O	M	R	W	EC	AV	EX
Ian	3.0	0	31	0	10.33	-	(w 7)
C Jones	3.0	0	18	2	6.00	9.00	(w 5, nb 1)
Steve	3.0	0	24	0	8.00	-	(w 7)
J George	3.0	0	23	0	7.67	-	(w 4)
R George	4.0	0	25	3	6.25	8.33	(w 3)
Robert	4.0	0	28	2	7.00	14.00	(w 4)
James	1.5	0	14	1	7.64	14.00	(w 2)

Riju George-158(74), Robbie Shanks-41(39),
Peter Kerr-17(42)

Three highest scores

Vijay Ahlawat-45(28), Parmit Nain-26(35), Mukesh
Chandra-21(12)Riju George, Blair Nicholson-90(60), Robbie
Shanks, Riju George-90(51), Peter Kerr,
Robbie Shanks-42(51)Three highest
partnershipsParmit Nain, Vijay Ahlawat-75(60), Mukesh
Chandra, Jake Grewal-29(21), Sahil Sharma,
Kinda Khakh-19(21)

0 | 0.0% of total overs

Maidens faced

0 | 0.0% of total overs

8 | 4.42% of total balls

Wides faced

26 | 19.55% of total balls

1 | 0.55% of total balls

No Balls faced

1 | 0.75% of total balls

81 | 44.75% of total balls

Dot Balls faced

69 | 51.88% of total balls

61 | 24.4% of total runs

1s scored

34 | 20.48% of total runs

7 | 5.6% of total runs

2s scored

16 | 19.28% of total runs

0 | 0.0% of total runs

3s scored

0 | 0.0% of total runs

20 | 32.0% of total runs

4s scored

10 | 24.1% of total runs

0 | 0.0% of total runs

5s scored

0 | 0.0% of total runs

12 | 28.8% of total runs

6s scored

4 | 14.46% of total runs

21 (30) | 8.4% of total runs

Runs scored off 1st
ball of over

21 (22) | 12.65% of total runs

35 (30) | 14.0% of total runs

Runs scored off 2nd
ball of over

31 (22) | 18.67% of total runs

49 (30) | 19.6% of total runs

Runs scored off 3rd
ball of over

17 (22) | 10.24% of total runs

51 (30) | 20.4% of total runs

Runs scored off 4th
ball of over

15 (22) | 9.04% of total runs

28 (30) | 11.2% of total runs

Runs scored off 5th
ball of over

6 (22) | 3.61% of total runs

29 (30) | 11.6% of total runs

Runs scored off 6th
ball of over

19 (22) | 11.45% of total runs

9 (7) | 3.6% of total runs

Runs scored off 7th
ball of over

17 (17) | 10.24% of total runs

5 (2) | 2.0% of total runs

Runs scored off 8th
ball of over

4 (8) | 2.41% of total runs

Runs scored off 9th
ball of over

0 (1) | 0.0% of total runs

Runs scored off 10th
ball of over

0 (1) | 0.0% of total runs

1st Innings - Eastern Suburbs, Shepherds

2nd Innings - Petone-River..., Strikers

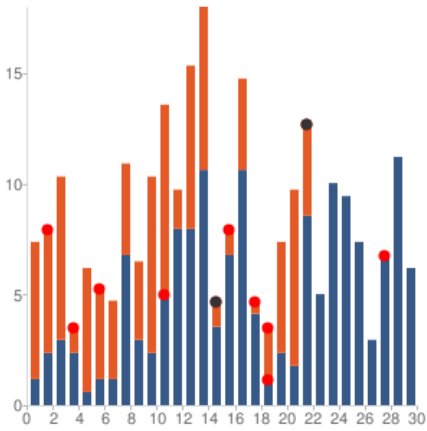


- Key:**
- Dots
 - 1's
 - 2's
 - 3's
 - 4's
 - 5's
 - 6's
 - W's

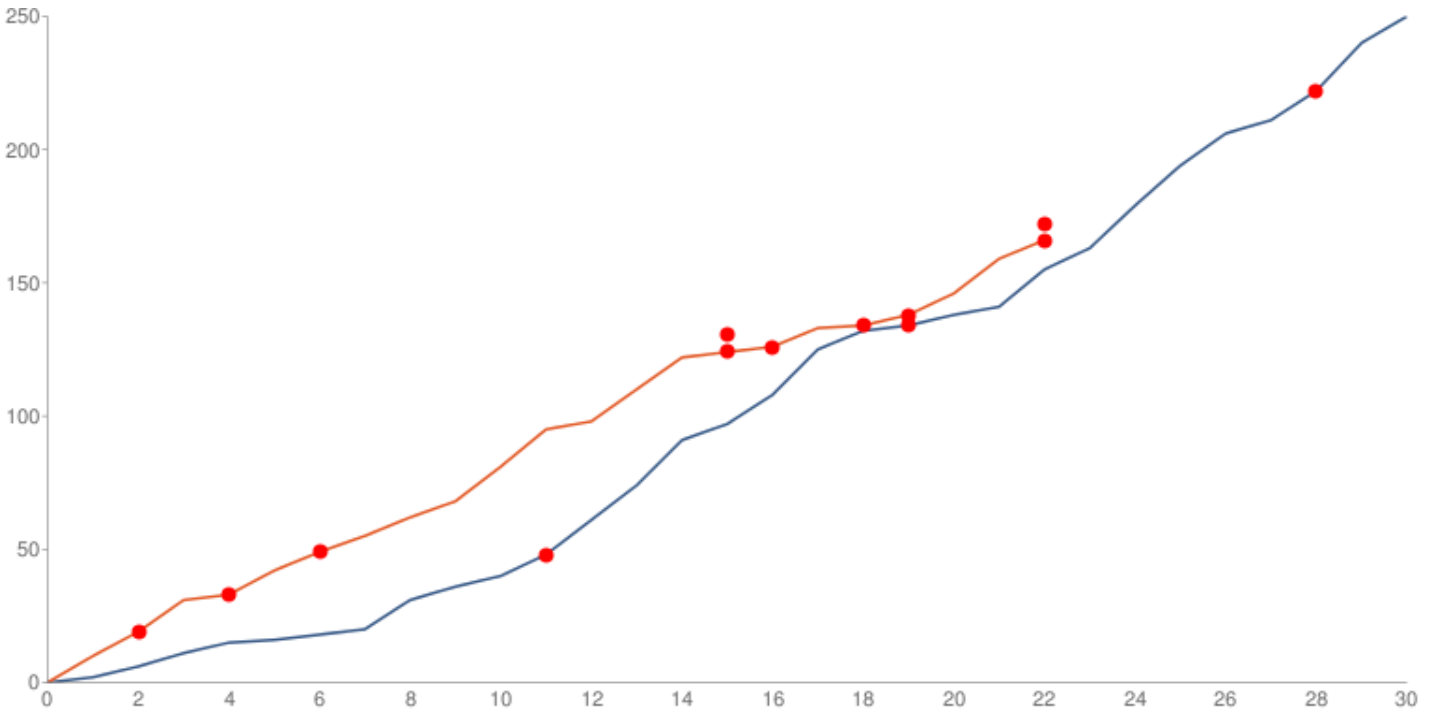
Batting Stats		Bowling Stats	
Runs	250	Overs	30.0
Balls	171	Maiden	0
Dot Balls	81	Wickets	3
1s	61	Wides	8
2s	7	No Balls	1
3s	0	Economy	8.333
4s	20		
5s	0		
6s	12		

Batting Stats		Bowling Stats	
Runs	166	Overs	21.5
Balls	119	Maiden	0
Dot Balls	69	Wickets	10
1s	34	Wides	26
2s	16	No Balls	1
3s	0	Economy	7.603
4s	10		
5s	0		
6s	4		

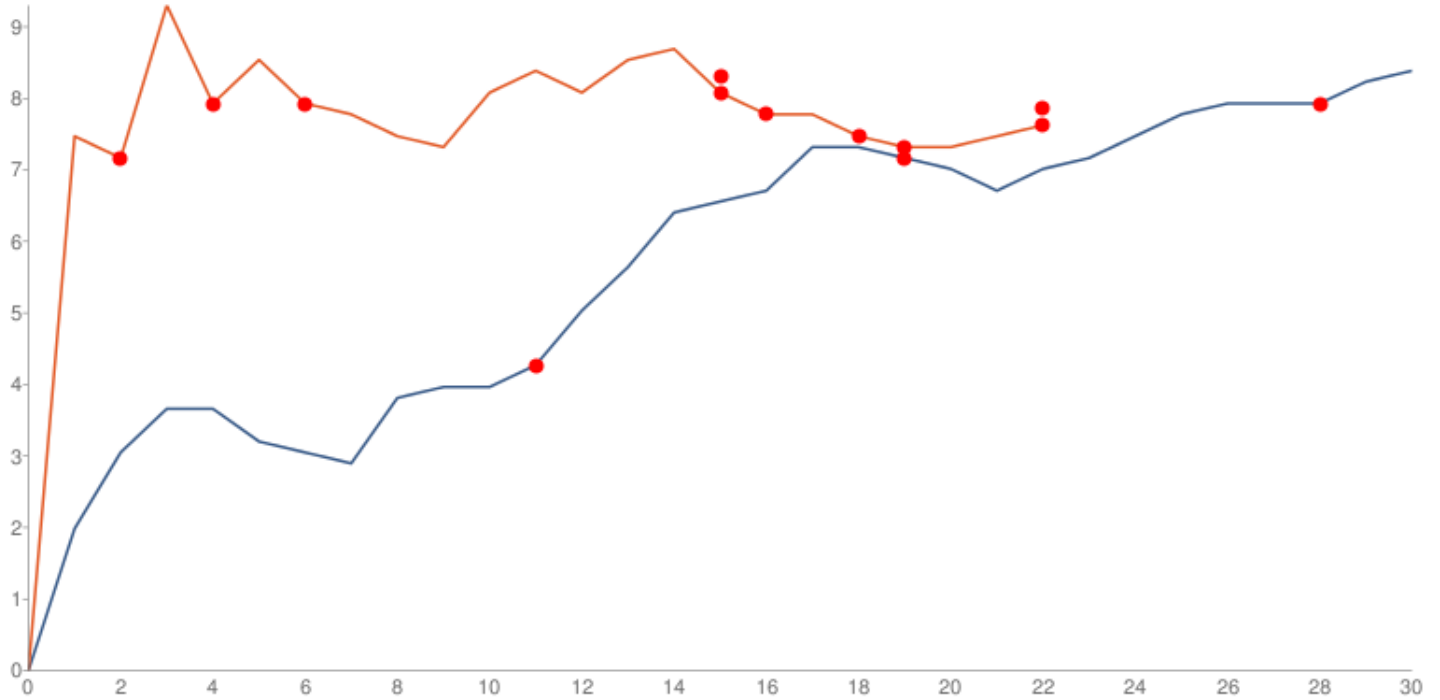
Manhattan



Run Worm



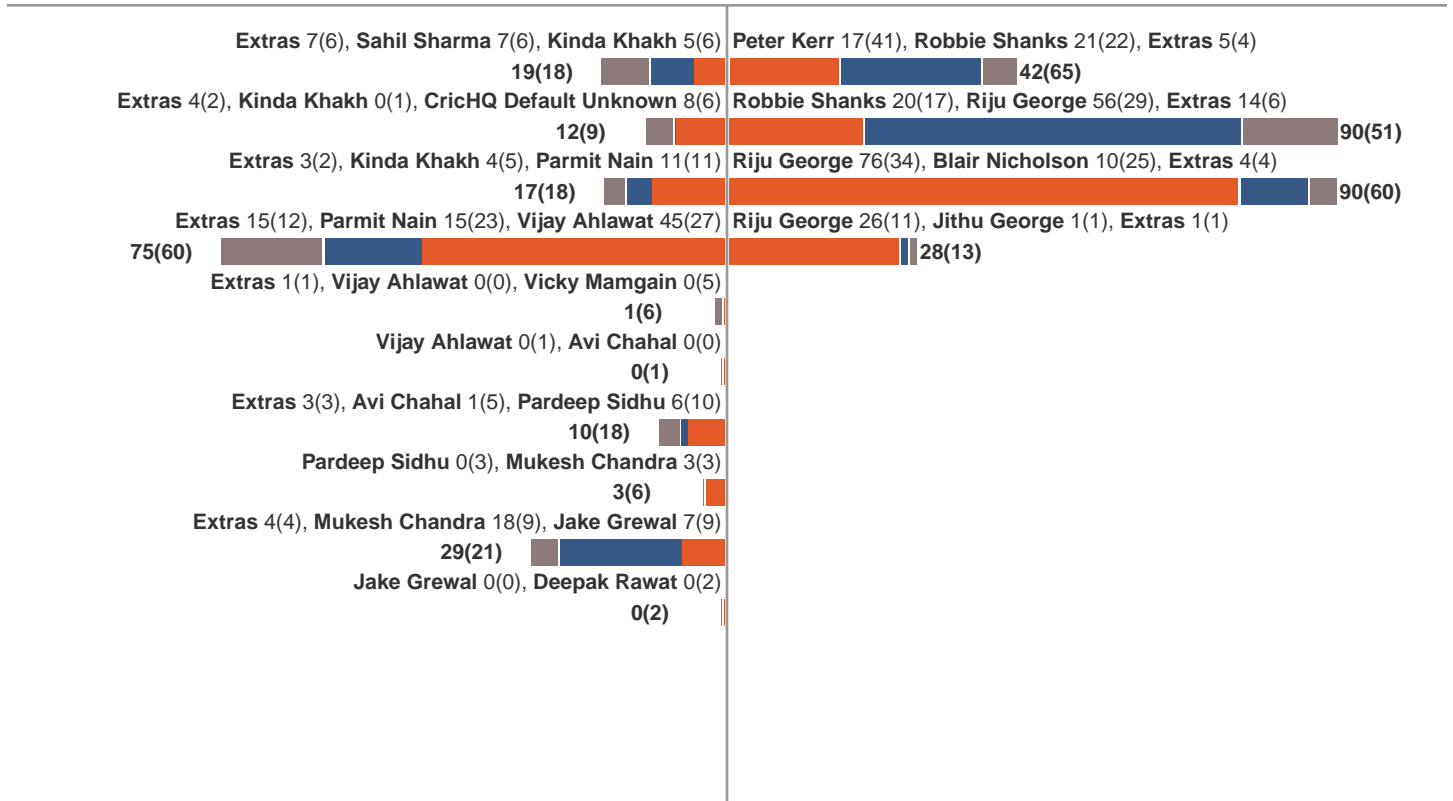
RPO



Match Partnerships

Petone-Riverside Cricket Club., Strikers













Eastern Suburbs, Shepherds








Fujitsu Heat Pumps MVP Leaderboard



R George First Place
39.59 MVP Points

Rank	Player	MVP Points	Team
1	 R George	39.59	Eastern Suburbs, Shepherds
2	 M Chandra	7.97	Petone-Riverside Cricket Club., Strikers
3	 VA Ahlawat†	6.05	Petone-Riverside Cricket Club., Strikers
4	 C Jones	5.18	Eastern Suburbs, Shepherds
5	 C Beach†	4.84	Eastern Suburbs, Shepherds
6	 PN Nain Robert	4.82	Petone-Riverside Cricket Club., Strikers
7		4.51	Eastern Suburbs, Shepherds
8	 RS Shanks	3.32	Eastern Suburbs, Shepherds
9	 DR Rawat	2.16	Petone-Riverside Cricket Club., Strikers
10	 JG Grewal	2.08	Petone-Riverside Cricket Club., Strikers
11	 B Nicholson James	1.78	Eastern Suburbs, Shepherds
12	Sunny	1.25	Eastern Suburbs, Shepherds
13		0.19	Petone-Riverside Cricket Club., Strikers
14	 SS Sharma	0.12	Petone-Riverside Cricket Club., Strikers
15	 J George	0.06	Eastern Suburbs, Shepherds

Rank	Player	MVP Points	Team
16	Steve	0.0	Eastern Suburbs, Shepherds
17		-0.09	Eastern Suburbs, Shepherds
18	 PS Sidhu	-0.17	Petone-Riverside Cricket Club., Strikers
19	 AC Chahal	-0.29	Petone-Riverside Cricket Club., Strikers
20	 VM Mangain Ian	-0.46	Petone-Riverside Cricket Club., Strikers
21		-0.6	Eastern Suburbs, Shepherds
22	 P Kerr	-1.33	Eastern Suburbs, Shepherds
23	 KK Khakh	-1.39	Petone-Riverside Cricket Club., Strikers

1st Innings: 250-3 (30.0 Overs)

Bowling: Petone-Riverside Cricket Club., Strikers

Power Play	Over	Runs	Balls	Wicket	RPO	Total	Bowler
	1	2	. . 1 1 . .	0	2.0	2	Jake Grewal
	2	4	1 . 1 1 . 1	0	3.0	6	Mukesh Chandra
	3	5	1 1 . 1 1 1	0	3.67	11	Jake Grewal
	4	4	1 1 . . . 2	0	3.75	15	Mukesh Chandra
	5	1	. . by+1 . . .	0	3.2	16	Jake Grewal
	6	2	1 . . 1 . .	0	3.0	18	Mukesh Chandra
	7	2	. . 2 . . .	0	2.86	20	Jake Grewal
	8	11	1 nb+2 4 2 . 1 1	0	3.8	31	Deepak Rawat
	9	5	. . . 1 4 .	0	4.0	36	Mukesh Chandra
	10	4	1 lb+1 1 1 . .	0	4.0	40	Deepak Rawat
	11	8	wd 1 . W . . 6	1	4.3	48	Parmit Nain
	12	13	1 1 6 by+4 . 1	1	5.08	61	Deepak Rawat
	13	13	1 2 4 4 2 .	1	5.69	74	Parmit Nain
	14	17	1 . . 4 4 wd+4 wd+1 1	1	6.35	91	Kinda Khakh
	15	6	1 . 4 1 . .	1	6.47	97	Jake Grewal
	16	11	1 4 1 4 wd . .	1	6.68	108	Parmit Nain
	17	17	1 . . 4 6 wd wd 4	1	7.21	125	
	18	7	1 4 1 1 . .	1	7.33	132	Parmit Nain
	19	2	W . lb+1 1 . .	2	7.05	134	Deepak Rawat
	20	4 4	2	6.9	138	Parmit Nain
	21	3	. . 1 1 . 1	2	6.71	141	Deepak Rawat
	22	14	. 1 6 4 1 wd 1	2	6.99	155	Sahil Sharma
	23	8	1 4 1 . 1 1	2	7.09	163	Deepak Rawat
	24	16	4 1 . lb+1 6 4	2	7.46	179	Mukesh Chandra
	25	15	1 6 1 . 1 6	2	7.76	194	Kinda Khakh
	26	12	1 . 6 4 . 1	2	7.92	206	Jake Grewal
	27	5	1 1 . 2 lb+1 .	2	7.81	211	Parmit Nain
	28	11	. 6 4 1 . W	3	7.93	222	Mukesh Chandra
	29	18	. . 4 6 wd 6 1	3	8.23	240	Kinda Khakh
	30	10	. 1 1 6 2 .	3	8.33	250	Sahil Sharma

2nd Innings: 166-10 (21.5 Overs)

Bowling: Eastern Suburbs, Shepherds

Power Play	Over	Runs	Balls	Wicket	RPO	Total	Bowler
	1	10	2 wd . 1 . wd+1 4 .	0	7.5	10	
	2	9	wd . 4 . . wd wd 1 wd W	1	7.13	19	Cullum Jones
	3	12	wd+2 2 2 wd . . 2 2	1	9.3	31	
	4	2	W wd 1	2	7.92	33	Cullum Jones
	5	9	4 1 1 2 . 1	2	8.4	42	
	6	7	nb+2 . 1 1 2 W 1	3	7.95	49	Cullum Jones
	7	6	. 2 . 1 wd+1 . 1	3	7.67	55	
	8	7	wd+1 2 1 1 . wd . .	3	7.44	62	Jithu George
	9	6	1 wd+1 . 1 by+1 . wd .	3	7.29	68	
	10	13	4 4 4 1 . .	3	8.1	81	Jithu George
	11	14	1 wd 1 wd 2 6 by+1 1	3	8.38	95	
	12	3	1 1 wd	3	8.05	98	Jithu George
	13	12	1 4 . 1 . 6	3	8.46	110	Riju George
	14	12	2 1 2 . wd 4 2	3	8.61	122	
	15	2	wd W wd W	5	8.09	124	Riju George
	16	2	W . . . wd . 1	6	7.79	126	
	17	7	. . . 1 1 wd 4	6	7.75	133	Riju George
	18	1	. wd . . W . .	7	7.38	134	
	19	4	2 . 1 W . 1	8	7.26	138	Riju George
	20	8	2 2 . 1 wd lb+1 1	8	7.24	146	
	21	13	wd 6 . 4 1 1 . .	8	7.45	159	
	22	7	wd 6 . W . W	10	7.55	166	



M Chandra

Team: Petone-Riverside Cricket Club., Strikers
 Played: 2018-11-10
 R/H Batsmen, R/A Bowler Medium Fast
 Age: 31

MVP 7.97 Pts

1st Innings: Bowling



Bowling Stats

O	M	R	W	Wides	NB	Economy	Av	MVP	b1	b2	b3	b4	b5	b6
6	0	41	1	0	0	6.83	41.0	3.99	7	8	5	4	10	7

Runs off Balls

b7	b8	b9	b10	b11	b12	b13+
0	0	0	0	0	0	0

- Dots
- 2's
- 4's
- 6's
- 1's
- 3's
- 5's
- W's

Fielding Stats

Dismissals	Stumpings	Run Outs (direct)	Run Outs (throw)	Run Outs (assist)	Catches	MVP
1	0	0	0	0	1	1.25

2nd Innings: Batting



Batting Stats

Runs	Balls	Dots	1s	2s	3s	4s	5s	6s	SR	MVP	b1	b2	b3	b4	b5	b6
21	12	5	3	1	0	1	0	2	175	2.72	2	12	1	4	0	1

Runs off Balls

b7	b8	b9	b10	b11	b12	b13+
1						

- Dots
- 2's
- 4's
- 6's
- 1's
- 3's
- 5's
- W's



JG Grewal

Team: Petone-Riverside Cricket Club., Strikers
 Played: 2018-11-10
 R/H Batsmen, R/A Bowler Fast
 Age: 28

MVP 2.08 Pts

1st Innings: Bowling



Bowling Stats

O	M	R	W	Wides	NB	Economy	Av	MVP	b1	b2	b3	b4	b5	b6	
6	1	27	0	0	0	4.5	-	1.69	3	1	13	7	1	2	
									b7	b8	b9	b10	b11	b12	b13+
									0	0	0	0	0	0	0

Runs off Balls

- Dots
- 2's
- 4's
- 6's
- 1's
- 3's
- 5's
- W's

2nd Innings: Batting



Batting Stats

Runs	Balls	Dots	1s	2s	3s	4s	5s	6s	SR	MVP	b1	b2	b3	b4	b5	b6	
7	9	4	3	2	0	0	0	0	78	0.39	2	2	0	1	1	1	
											b7	b8	b9	b10	b11	b12	b13+
											0	0					

Runs off Balls

- Dots
- 2's
- 4's
- 6's
- 1's
- 3's
- 5's
- W's



VA Ahlawatt

Team: Petone-Riverside Cricket Club., Strikers
 Played: 2018-11-10
 R/H Batsmen, R/A Bowler Slow
 Age: 32

MVP 6.05 Pts

1st Innings: Bowling



Bowling Stats

Runs off Balls

O	M	R	W	Wides	NB	Economy	Av	MVP	b1	b2	b3	b4	b5	b6
---	---	---	---	-------	----	---------	----	-----	----	----	----	----	----	----

- Dots
- 2's
- 4's
- 6's
- 1's
- 3's
- 5's
- W's

2nd Innings: Batting



Batting Stats

Runs off Balls

Runs	Balls	Dots	1s	2s	3s	4s	5s	6s	SR	MVP	b1	b2	b3	b4	b5	b6	
45	28	10	7	5	0	4	0	2	161	6.05	6	9	7	2	2	16	
											b7	b8	b9	b10	b11	b12	b13+
											3	0					

- Dots
- 2's
- 4's
- 6's
- 1's
- 3's
- 5's
- W's



DR Rawat

Team: Petone-Riverside Cricket Club., Strikers
Played: 2018-11-10
R/H Batsmen, R/A Bowler Medium Fast
Age: 25

MVP 2.16 Pts

1st Innings: Bowling



Bowling Stats

O	M	R	W	Wides	NB	Economy	Av	MVP	b1	b2	b3	b4	b5	b6	
6	0	35	1	0	1	5.83	35.0	2.35	4	7	13	5	1	4	
									b7	b8	b9	b10	b11	b12	b13+
									1	0	0	0	0	0	0

Runs off Balls

- Dots
- 2's
- 4's
- 6's
- 1's
- 3's
- 5's
- W's

2nd Innings: Batting



Batting Stats

Runs	Balls	Dots	1s	2s	3s	4s	5s	6s	SR	MVP	b1	b2	b3	b4	b5	b6
0	2	2	0	0	0	0	0	0	0	-0.19	0	0	0	0	0	0

Runs off Balls

- Dots
- 2's
- 4's
- 6's
- 1's
- 3's
- 5's
- W's



PN Nain

Team: Petone-Riverside Cricket Club., Strikers
 Played: 2018-11-10
 R/H Batsmen, R/A Bowler Medium Fast
 Age: 26

MVP 4.82 Pts

1st Innings: Bowling



Bowling Stats

Runs off Balls

O	M	R	W	Wides	NB	Economy	Av	MVP	b1	b2	b3	b4	b5	b6	
6	0	47	1	2	0	7.83	47.0	3.41	5	12	6	11	3	4	
									b7	b8	b9	b10	b11	b12	b13+
									6	0	0	0	0	0	0

- Dots
- 2's
- 4's
- 6's
- 1's
- 3's
- 5's
- W's

2nd Innings: Batting



Batting Stats

Runs off Balls

Runs	Balls	Dots	1s	2s	3s	4s	5s	6s	SR	MVP	b1	b2	b3	b4	b5	b6	
26	35	17	13	2	0	2	0	0	74	1.41	9	6	1	6	0	1	
											b7	b8	b9	b10	b11	b12	b13+
											2	1					

- Dots
- 2's
- 4's
- 6's
- 1's
- 3's
- 5's
- W's



KK Khakh

Team: Petone-Riverside Cricket Club., Strikers
Played: 2018-11-10
R/H Batsmen, Wicket-keeper, R/A Bowler Slow
Age: 26

MVP -1.39 Pts

1st Innings: Bowling



Bowling Stats

O	M	R	W	Wides	NB	Economy	Av	MVP	b1	b2	b3	b4	b5	b6
3	0	50	0	3	0	16.67	-	-1.83	2	6	5	10	6	17

b7	b8	b9	b10	b11	b12	b13+
3	1	0	0	0	0	0

Runs off Balls

- Dots
- 2's
- 4's
- 6's
- 1's
- 3's
- 5's
- W's

2nd Innings: Batting



Batting Stats

Runs	Balls	Dots	1s	2s	3s	4s	5s	6s	SR	MVP	b1	b2	b3	b4	b5	b6
9	12	7	3	1	0	1	0	0	75	0.45	0	0	6	0	2	0

b7	b8	b9	b10	b11	b12	b13+
0	1					

Runs off Balls

- Dots
- 2's
- 4's
- 6's
- 1's
- 3's
- 5's
- W's



Sunny

Team: Petone-Riverside Cricket Club., Strikers
Played: 2018-11-10

MVP 0.19 Pts

1st Innings: Bowling



Bowling Stats

O	M	R	W	Wides	NB	Economy	Av	MVP	b1	b2	b3	b4	b5	b6
1	0	17	0	2	0	17.0	-	-0.64	1	0	0	4	6	1

Runs off Balls

b7	b8	b9	b10	b11	b12	b13+
1	4	0	0	0	0	0

- Dots
- 2's
- 4's
- 6's
- 1's
- 3's
- 5's
- W's

2nd Innings: Batting



Batting Stats

Runs	Balls	Dots	1s	2s	3s	4s	5s	6s	SR	MVP	b1	b2	b3	b4	b5	b6
8	6	2	0	4	0	0	0	0	133	0.83	0	2	2	0	0	0

Runs off Balls

b7	b8
2	2

- Dots
- 2's
- 4's
- 6's
- 1's
- 3's
- 5's
- W's



SS Sharma

Team: Petone-Riverside Cricket Club., Strikers
 Played: 2018-11-10
 Age: 34

MVP 0.12 Pts

1st Innings: Bowling



Bowling Stats

O	M	R	W	Wides	NB	Economy	Av	MVP	b1	b2	b3	b4	b5	b6	
2	0	24	0	1	0	12.0	-	-0.54	0	2	7	10	3	1	
									b7	b8	b9	b10	b11	b12	b13+
									1	0	0	0	0	0	0

Runs off Balls

- Dots
- 2's
- 4's
- 6's
- 1's
- 3's
- 5's
- W's

2nd Innings: Batting



Batting Stats

Runs	Balls	Dots	1s	2s	3s	4s	5s	6s	SR	MVP	b1	b2	b3	b4	b5	b6	
7	6	3	1	1	0	1	0	0	117	0.66	2	0	0	1	0	0	
											b7	b8	b9	b10	b11	b12	b13+
											4	0	0	0			

Runs off Balls

- Dots
- 2's
- 4's
- 6's
- 1's
- 3's
- 5's
- W's



VM Mamgain

Team: Petone-Riverside Cricket Club., Strikers
Played: 2018-11-10
R/A Bowler Fast
Age: 31

MVP -0.46 Pts

1st Innings: Bowling



Bowling Stats

Runs off Balls

O	M	R	W	Wides	NB	Economy	Av	MVP	b1	b2	b3	b4	b5	b6
---	---	---	---	-------	----	---------	----	-----	----	----	----	----	----	----

- Dots
- 1's
- 2's
- 3's
- 4's
- 5's
- 6's
- W's

2nd Innings: Batting



Batting Stats

Runs off Balls

Runs	Balls	Dots	1s	2s	3s	4s	5s	6s	SR	MVP	b1	b2	b3	b4	b5	b6	
0	5	5	0	0	0	0	0	0	0	-0.46	0	0	0	0	0	0	
											b7	b8	b9	b10	b11	b12	b13+
											0	0					

- Dots
- 1's
- 2's
- 3's
- 4's
- 5's
- 6's
- W's



AC Chahal

Team: Petone-Riverside Cricket Club., Strikers
Played: 2018-11-10
R/H Batsmen, R/A Bowler Slow
Age: 28

MVP -0.29 Pts

1st Innings: Bowling



Bowling Stats

Runs off Balls

O	M	R	W	Wides	NB	Economy	Av	MVP	b1	b2	b3	b4	b5	b6
---	---	---	---	-------	----	---------	----	-----	----	----	----	----	----	----

- Dots
- 1's
- 2's
- 3's
- 4's
- 5's
- 6's
- W's

2nd Innings: Batting



Batting Stats

Runs off Balls

Runs	Balls	Dots	1s	2s	3s	4s	5s	6s	SR	MVP	b1	b2	b3	b4	b5	b6
1	5	4	1	0	0	0	0	0	20	-0.29	0	0	0	0	1	0

- Dots
- 1's
- 2's
- 3's
- 4's
- 5's
- 6's
- W's



PS Sidhu

Team: Petone-Riverside Cricket Club., Strikers
Played: 2018-11-10
R/H Batsmen, Wicket-keeper
Age: 32

MVP -0.17 Pts

1st Innings: Bowling



Bowling Stats

Runs off Balls

O	M	R	W	Wides	NB	Economy	Av	MVP	b1	b2	b3	b4	b5	b6
---	---	---	---	-------	----	---------	----	-----	----	----	----	----	----	----

- Dots
- 2's
- 4's
- 6's
- 1's
- 3's
- 5's
- W's

2nd Innings: Batting



Batting Stats

Runs off Balls

Runs	Balls	Dots	1s	2s	3s	4s	5s	6s	SR	MVP	b1	b2	b3	b4	b5	b6	
6	13	10	2	0	0	1	0	0	46	-0.17	0	0	0	1	0	0	
											b7	b8	b9	b10	b11	b12	b13+
											5						

- Dots
- 2's
- 4's
- 6's
- 1's
- 3's
- 5's
- W's



P Kerr

Team: Eastern Suburbs, Shepherds
Played: 2018-11-10
R/H Batsmen, R/A Bowler Medium
Age: n/a

MVP -1.33 Pts

1st Innings: Batting




Batting Stats

Runs	Balls	Dots	1s	2s	3s	4s	5s	6s	SR	MVP	b1	b2	b3	b4	b5	b6	
17	42	27	12	2	0	0	0	0	40	-1.33	3	1	5	3	0	4	
											b7	b8	b9	b10	b11	b12	b13+
											1						

Runs off Balls

- Dots
- 1's
- 2's
- 3's
- 4's
- 5's
- 6's
- W's

2nd Innings: Bowling



Bowling Stats

O	M	R	W	Wides	NB	Economy	Av	MVP	b1	b2	b3	b4	b5	b6

Runs off Balls

- Dots
- 1's
- 2's
- 3's
- 4's
- 5's
- 6's
- W's



RS Shanks

Team: Eastern Suburbs, Shepherds
Played: 2018-11-10
R/H Batsmen, R/A Bowler Medium
Age: 33

MVP 3.32 Pts

1st Innings: Batting



Batting Stats

Runs	Balls	Dots	1s	2s	3s	4s	5s	6s	SR	MVP	b1	b2	b3	b4	b5	b6
41	39	13	21	1	0	3	0	1	105	3.32	9	7	11	6	5	2

Runs off Balls

- Dots
- 1's
- 2's
- 3's
- 4's
- 5's
- 6's
- W's

2nd Innings: Bowling



Bowling Stats

O	M	R	W	Wides	NB	Economy	Av	MVP	b1	b2	b3	b4	b5	b6

Runs off Balls

- Dots
- 1's
- 2's
- 3's
- 4's
- 5's
- 6's
- W's



R George

Team: Eastern Suburbs, Shepherds
 Played: 2018-11-10
 Age: 25

MVP 39.59 Pts

1st Innings: Batting



Batting Stats

Runs	Balls	Dots	1s	2s	3s	4s	5s	6s	SR	MVP	b1	b2	b3	b4	b5	b6	
158	74	26	16	4	0	17	0	11	214	27.94	6	25	31	42	21	22	
											b7	b8	b9	b10	b11	b12	b13+
											7	4					

Runs off Balls

- Dots
- 2's
- 4's
- 6's
- 1's
- 3's
- 5's
- W's

2nd Innings: Bowling



Bowling Stats

O	M	R	W	Wides	NB	Economy	Av	MVP	b1	b2	b3	b4	b5	b6	
4	0	25	3	3	0	6.25	8.33	7.06	4	4	1	2	1	8	
									b7	b8	b9	b10	b11	b12	b13+
									5	0	0	0	0	0	0

Runs off Balls

- Dots
- 2's
- 4's
- 6's
- 1's
- 3's
- 5's
- W's

Fielding Stats

Dismissals	Stumpings	Run Outs (direct)	Run Outs (throw)	Run Outs (assist)	Catches	MVP
2	0	1	0	0	1	4.59



B Nicholson

Team: Eastern Suburbs, Shepherds
Played: 2018-11-10
Age: 31

MVP 1.78 Pts

1st Innings: Batting



Batting Stats

Runs	Balls	Dots	1s	2s	3s	4s	5s	6s	SR	MVP	b1	b2	b3	b4	b5	b6	
10	25	15	10	0	0	0	0	0	40	-0.81	3	2	1	0	2	1	
											b7	b8	b9	b10	b11	b12	b13+
											1						

Runs off Balls

- Dots
- 1's
- 2's
- 3's
- 4's
- 5's
- 6's
- W's

2nd Innings: Bowling



Bowling Stats

O	M	R	W	Wides	NB	Economy	Av	MVP	b1	b2	b3	b4	b5	b6
1								2.59						

Fielding Stats

Dismissals	Stumpings	Run Outs (direct)	Run Outs (throw)	Run Outs (assist)	Catches	MVP
1	0	1	0	0	0	2.59

- Dots
- 1's
- 2's
- 3's
- 4's
- 5's
- 6's
- W's



J George

Team: Eastern Suburbs, Shepherds
 Played: 2018-11-10
 Age: 24

MVP 0.06 Pts

1st Innings: Batting



Batting Stats

Runs off Balls

Runs	Balls	Dots	1s	2s	3s	4s	5s	6s	SR	MVP	b1	b2	b3	b4	b5	b6
1	1	0	1	0	0	0	0	0	100	0.07	0	0	1	0	0	0

- Dots
- 2's
- 4's
- 6's
- 1's
- 3's
- 5's
- W's

2nd Innings: Bowling



Bowling Stats

Runs off Balls

O	M	R	W	Wides	NB	Economy	Av	MVP	b1	b2	b3	b4	b5	b6	
3	0	23	0	3	0	7.67	-	-0.01	7	7	6	2	0	1	
									b7	b8	b9	b10	b11	b12	b13+
									0	0	0	0	0	0	0

- Dots
- 2's
- 4's
- 6's
- 1's
- 3's
- 5's
- W's



Ian

Team: Eastern Suburbs, Shepherds
Played: 2018-11-10

MVP -0.6 Pts

1st Innings: Batting



Batting Stats

Runs	Balls	Dots	1s	2s	3s	4s	5s	6s	SR	MVP	b1	b2	b3	b4	b5	b6	
		0	0	0	0	0	0	0		0.0							
											b7	b8	b9	b10	b11	b12	b13+

Runs off Balls

- Dots
- 1's
- 2's
- 3's
- 4's
- 5's
- 6's
- W's

2nd Innings: Bowling



Bowling Stats

O	M	R	W	Wides	NB	Economy	Av	MVP	b1	b2	b3	b4	b5	b6	
3	0	31	0	4	0	10.33	-	-0.6	9	4	3	4	0	3	
									b7	b8	b9	b10	b11	b12	b13+
									6	2	0	0	0	0	0

Runs off Balls

- Dots
- 1's
- 2's
- 3's
- 4's
- 5's
- 6's
- W's



C Beach†

Team: Eastern Suburbs, Shepherds
Played: 2018-11-10
Age: 27

MVP 4.84 Pts

1st Innings: Batting



Batting Stats

Runs	Balls	Dots	1s	2s	3s	4s	5s	6s	SR	MVP	b1	b2	b3	b4	b5	b6	
		0	0	0	0	0	0	0		0.0							
											b7	b8	b9	b10	b11	b12	b13+

Runs off Balls

- Dots
- 1's
- 2's
- 3's
- 4's
- 5's
- 6's
- W's

2nd Innings: Bowling



Bowling Stats

O	M	R	W	Wides	NB	Economy	Av	MVP	b1	b2	b3	b4	b5	b6

Fielding Stats

Dismissals	Stumpings	Run Outs (direct)	Run Outs (throw)	Run Outs (assist)	Catches	MVP
3	1	0	0	0	2	4.84

- Dots
- 1's
- 2's
- 3's
- 4's
- 5's
- 6's
- W's



C Jones

Team: Eastern Suburbs, Shepherds
 Played: 2018-11-10
 R/H Batsmen, R/A Bowler Medium Fast
 Age: n/a

MVP 5.18 Pts

1st Innings: Batting



Batting Stats

Runs	Balls	Dots	1s	2s	3s	4s	5s	6s	SR	MVP	b1	b2	b3	b4	b5	b6	
		0	0	0	0	0	0	0		0.0							
											b7	b8	b9	b10	b11	b12	b13+

Runs off Balls

- Dots
- 2's
- 4's
- 6's
- 1's
- 3's
- 5's
- W's

2nd Innings: Bowling



Bowling Stats

O	M	R	W	Wides	NB	Economy	Av	MVP	b1	b2	b3	b4	b5	b6	
3	0	18	2	5	1	6.0	9.0	5.18	3	1	5	1	2	1	
									b7	b8	b9	b10	b11	b12	b13+
									3	1	1	0	0	0	0

Runs off Balls

- Dots
- 2's
- 4's
- 6's
- 1's
- 3's
- 5's
- W's



Steve

Team: Eastern Suburbs, Shepherds
Played: 2018-11-10

MVP -0.09 Pts

1st Innings: Batting



Batting Stats

Runs	Balls	Dots	1s	2s	3s	4s	5s	6s	SR	MVP	b1	b2	b3	b4	b5	b6	
		0	0	0	0	0	0	0		0.0							
											b7	b8	b9	b10	b11	b12	b13+

Runs off Balls

- Dots
- 1's
- 2's
- 3's
- 4's
- 5's
- 6's
- W's

2nd Innings: Bowling



Bowling Stats

O	M	R	W	Wides	NB	Economy	Av	MVP	b1	b2	b3	b4	b5	b6	
3	0	24	0	5	0	8.0	-	-0.09	2	5	1	3	4	6	
									b7	b8	b9	b10	b11	b12	b13+
									2	1	0	0	0	0	0

Runs off Balls

- Dots
- 1's
- 2's
- 3's
- 4's
- 5's
- 6's
- W's



Robert

Team: Eastern Suburbs, Shepherds
 Played: 2018-11-10

MVP 4.51 Pts

1st Innings: Batting



Batting Stats

Runs	Balls	Dots	1s	2s	3s	4s	5s	6s	SR	MVP	b1	b2	b3	b4	b5	b6	
		0	0	0	0	0	0	0		0.0							
											b7	b8	b9	b10	b11	b12	b13+

Runs off Balls

- Dots
- 2's
- 4's
- 6's
- 1's
- 3's
- 5's
- W's

2nd Innings: Bowling



Bowling Stats

O	M	R	W	Wides	NB	Economy	Av	MVP	b1	b2	b3	b4	b5	b6	
4	0	28	2	4	0	7.0	14.0	4.51	3	8	2	4	3	5	
									b7	b8	b9	b10	b11	b12	b13+
									3	0	0	0	0	0	0


Runs off Balls

- Dots
- 2's
- 4's
- 6's
- 1's
- 3's
- 5's
- W's



Cullam

Team: Eastern Suburbs, Shepherds
Played: 2018-11-10



1st Innings: Batting



Batting Stats

Runs	Balls	Dots	1s	2s	3s	4s	5s	6s	SR	MVP	b1	b2	b3	b4	b5	b6	
		0	0	0	0	0	0	0	0.0								
											b7	b8	b9	b10	b11	b12	b13+

Runs off Balls

- Dots
- 1's
- 2's
- 3's
- 4's
- 5's
- 6's
- W's

2nd Innings: Bowling



Bowling Stats

O	M	R	W	Wides	NB	Economy	Av	MVP	b1	b2	b3	b4	b5	b6

Runs off Balls

- Dots
- 1's
- 2's
- 3's
- 4's
- 5's
- 6's
- W's



James

Team: Eastern Suburbs, Shepherds
Played: 2018-11-10

MVP 1.25 Pts

1st Innings: Batting



Batting Stats

Runs	Balls	Dots	1s	2s	3s	4s	5s	6s	SR	MVP	b1	b2	b3	b4	b5	b6	
		0	0	0	0	0	0	0		0.0							
											b7	b8	b9	b10	b11	b12	b13+

Runs off Balls

- Dots
- 2's
- 4's
- 6's
- 1's
- 3's
- 5's
- W's

2nd Innings: Bowling



Bowling Stats

O	M	R	W	Wides	NB	Economy	Av	MVP	b1	b2	b3	b4	b5	b6	
1	0	14	1	2	0	7.64	14.0	1.25	3	8	0	1	1	0	
									b7	b8	b9	b10	b11	b12	b13+
									1	0	0	0	0	0	0

Runs off Balls

- Dots
- 2's
- 4's
- 6's
- 1's
- 3's
- 5's
- W's

