



Match Report

Eastern Suburbs, El Cheapo Cars Premier vs Victoria University of Wellington Cricket Club, 1st XI - Premier

Eastern Suburbs, El Cheapo Cars Premier - Won by 27 runs

Date: Sat 01 Dec 2018

Location: New Zealand - Wellington

Match Type: Premier 1day Matches

Scorer: VUWCC Cricket

Toss: Victoria University of Wellington Cricket Club, 1st XI - Premier won the toss and elected to Bowl

URL: <http://www.crichq.com/matches/697545>

| Eastern Suburbs, El Cheapo Cars Premier | | Victoria University of Wellington Cricket Club, 1st XI - Premier | |
|---|-------------------|--|---------------|
| Score | 216-8 | Score | 189-10 |
| Overs | 50.0 | Overs | 47.1 |
| | K Gilhooly | | AM Morrison |
| | A Fullerton-Smith | | HP Perry |
| | A Bassi | | MW Wills |
| | L Dry* | | F Swartz |
| | J Wiggins | | AL Leonard |
| | J Khan | | SM Mycock† |
| | P Connell | | LC Chemis |
| | L Georgeson | | JM Mann* |
| | JD Dean† | | J Thompson |
| | M Ansell | | MP Patel |
| | C Thurston | | B McBride |

Scorecards

| 1st Innings Batting: Eastern Suburbs, El Cheapo Cars Premier | | R | B | 4's | 6's | SR | |
|--|--|---------------------------|------------|-----|-----|----|-----------------|
| JD Deant† | ...1.....4.1.....4.1.11.....1...44..1. .161..112.....1.....11..1..1.1.11.24.. ..4111.1..// | c AM Morrison b HP Perry | 57 | 94 | 6 | 1 | 60.64 |
| A Bassi |1..112.4..4.4.24..1.1.1...1.11..414 .1..// | c F Swartz b J Thompson | 39 | 43 | 6 | 0 | 90.7 |
| L Georgeson | ..11.....1....11.....2..21..// | c F Swartz b HP Perry | 10 | 38 | 0 | 0 | 26.32 |
| C Thurston | .2..4....// | c JM Mann* b HP Perry | 6 | 9 | 1 | 0 | 66.67 |
| M Ansell |4...11.....4.1.11....14.2..// | c SM Mycock† b HP Perry | 20 | 32 | 3 | 0 | 62.5 |
| J Khan | ...4...1..41.12..1.11...4.112.1..// | b J Thompson | 25 | 32 | 3 | 0 | 78.13 |
| A Fullerton-Smith |141.1...1..112.2.111.111...// | c J Thompson b AL Leonard | 20 | 32 | 1 | 0 | 62.5 |
| L Dry* | .1.11..111...1...// | c AL Leonard b JM Mann* | 7 | 17 | 0 | 0 | 41.18 |
| K Gilhooly | .112. | not out | 4 | 5 | 0 | 0 | 80.0 |
| P Connell | 1 | not out | 1 | 1 | 0 | 0 | 100.0 |
| Extras | (w 17, nb 3, b 2, lb 5) | | 27 | | | | |
| Total | (8 wickets; 50.0 overs) | | 216 | | | | 4.32 RPO |
| Did Not Bat:["J Wiggins"] | | | | | | | |
| Fall of Wicket: 89-1 (A Bassi 19.2 ov), 117-2 (JD Dean 28.2 ov), 126-3 (L Georgeson 30.2 ov), 126-4 (C Thurston 30.3 ov), 166-5 (J Khan 40.1 ov), 184-6 (M Ansell 43.4 ov), 208-7 (A Fullerton-Smith 48.3 ov), 211-8 (L Dry 49.2 ov) | | | | | | | |

| Bowling: Victoria University of..., 1st XI - Premier | O | M | R | W | EC | AV | EX |
|--|------|---|----|---|------|-------|-------------|
| AL Leonard | 10.0 | 1 | 39 | 1 | 3.90 | 39.00 | (w 2, nb 1) |
| JM Mann* | 10.0 | 1 | 53 | 1 | 5.30 | 53.00 | (w 4, nb 2) |
| MP Patel | 10.0 | 0 | 52 | 0 | 5.20 | - | (w 5) |
| B McBride | 1.0 | 0 | 4 | 0 | 4.00 | - | (w 1) |
| J Thompson | 10.0 | 0 | 31 | 2 | 3.10 | 15.50 | (w 5) |
| HP Perry | 9.0 | 1 | 30 | 4 | 3.33 | 7.50 | |

Notes: Drinks at 25.0.

| 2nd Innings Batting: Victoria University of Wellington..., 1st XI - Premier | | | R | B | 4's | 6's | SR |
|---|--|----------------------------------|------------|-----|-----|-----|-----------------|
| AM Morrison |1.....1.1...11...2...1...// | c L Dry* b P Connell | 8 | 28 | 0 | 0 | 28.57 |
| HP Perry | 1.1.....4.1..1.2..1..4..// | lbw b P Connell | 15 | 31 | 2 | 0 | 48.39 |
| MW Wills |4.1...1.....1.2...14...11.4.3.....22 41.....111.....2.4.2.2.3... 11...4...116...1...1.1.1111..// | c A Fullerton-Smith b J Wiggins | 70 | 111 | 6 | 1 | 63.06 |
| F Swartz |// | st A Fullerton-Smith b J Wiggins | 0 | 5 | 0 | 0 | 0.0 |
| AL Leonard |1..2.....11.414.1..// | run out (JD Deant) | 15 | 25 | 2 | 0 | 60.0 |
| SM Mycock† |1..1.1...1.12.....1.11.1242113...// | b L Dry* | 24 | 43 | 1 | 0 | 55.81 |
| LC Chemis | .2...111..211112..// | b P Connell | 13 | 17 | 0 | 0 | 76.47 |
| JM Mann* | 21111.1.1..// | b P Connell | 8 | 10 | 0 | 0 | 80.0 |
| J Thompson | 1.1221.1..// | run out (JD Deant) | 8 | 9 | 0 | 0 | 88.89 |
| MP Patel | ..2..// | c A Bassi b P Connell | 2 | 4 | 0 | 0 | 50.0 |
| B McBride | | not out | 0 | 0 | 0 | 0 | - |
| Extras | (w 17, b 5, lb 4) | | 26 | | | | |
| Total | (10 wickets; 47.1 overs) | | 189 | | | | 4.01 RPO |

Fall of Wicket: 20-1 (AM Morrison 8.3 ov), 29-2 (HP Perry 10.5 ov), 30-3 (F Swartz 11.5 ov), 83-4 (AL Leonard 22.6 ov), 154-5 (SM Mycock 39.6 ov), 159-6 (MW Wills 41.1 ov), 176-7 (LC Chemis 44.2 ov), 185-8 (JM Mann 46.1 ov), 189-9 (MP Patel 46.6 ov), 189-10 (J Thompson 47.1 ov)

| Bowling: Eastern Suburbs, El Cheapo Cars Premier | O | M | R | W | EC | AV | EX |
|--|------|---|----|---|------|-------|-------|
| P Connell | 9.0 | 2 | 22 | 5 | 2.44 | 4.40 | |
| J Wiggins | 10.0 | 0 | 33 | 2 | 3.30 | 16.50 | (w 2) |
| K Gilhooly | 6.0 | 0 | 29 | 0 | 4.83 | - | (w 6) |
| L Dry* | 8.1 | 1 | 30 | 1 | 3.67 | 30.00 | (w 5) |
| L Georgeson | 9.0 | 0 | 43 | 0 | 4.78 | - | (w 3) |
| A Fullerton-Smith | 5.0 | 0 | 23 | 0 | 4.60 | - | (w 1) |

Notes: Drinks at 25.0.

Jeremy Dean-57(94), Ankur Bassi-39(43),
Jimad Khan-25(32)

Three highest scores

Matt Wills-70(111), Sam Mycock-24(43), Harrison
Perry-15(31)

Jeremy Dean, Ankur Bassi-89(125), Matt
Ansell, Jimad Khan-40(60), Jeremy Dean,
Luke Georgeson-28(60)

Three highest
partnerships

Matt Wills, Sam Mycock-71(107), Matt Wills, Adam
Leonard-53(72), Alec Morrison, Harrison Perry-
20(72)

1 | 2.0% of total overs

Maidens faced

4 | 8.51% of total overs

17 | 5.61% of total balls

Wides faced

12 | 4.24% of total balls

3 | 0.99% of total balls

No Balls faced

0 | 0.0% of total balls

192 | 63.37% of total balls

Dot Balls faced

183 | 64.66% of total balls

77 | 35.65% of total runs

1s scored

66 | 34.92% of total runs

13 | 12.04% of total runs

2s scored

19 | 20.11% of total runs

0 | 0.0% of total runs

3s scored

3 | 4.76% of total runs

20 | 37.04% of total runs

4s scored

11 | 23.28% of total runs

0 | 0.0% of total runs

5s scored

0 | 0.0% of total runs

1 | 2.78% of total runs

6s scored

1 | 3.17% of total runs

29 (50) | 13.43% of total runs

Runs scored off 1st
ball of over

24 (48) | 12.7% of total runs

25 (50) | 11.57% of total runs

Runs scored off 2nd
ball of over

24 (47) | 12.7% of total runs

20 (50) | 9.26% of total runs

Runs scored off 3rd
ball of over

35 (47) | 18.52% of total runs

35 (50) | 16.2% of total runs

Runs scored off 4th
ball of over

19 (47) | 10.05% of total runs

35 (50) | 16.2% of total runs

Runs scored off 5th
ball of over

32 (47) | 16.93% of total runs

29 (50) | 13.43% of total runs

Runs scored off 6th
ball of over

22 (47) | 11.64% of total runs

12 (16) | 5.56% of total runs

Runs scored off 7th
ball of over

7 (10) | 3.7% of total runs

4 (4) | 1.85% of total runs

Runs scored off 8th
ball of over

0 (2) | 0.0% of total runs

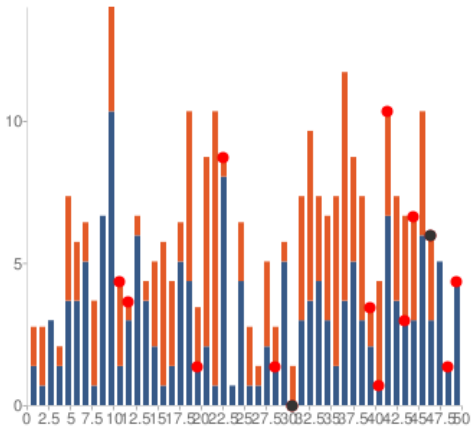
1st Innings - Eastern Suburbs, El Cheapo Cars... 2nd Innings - Victoria..., 1st XI - Premier



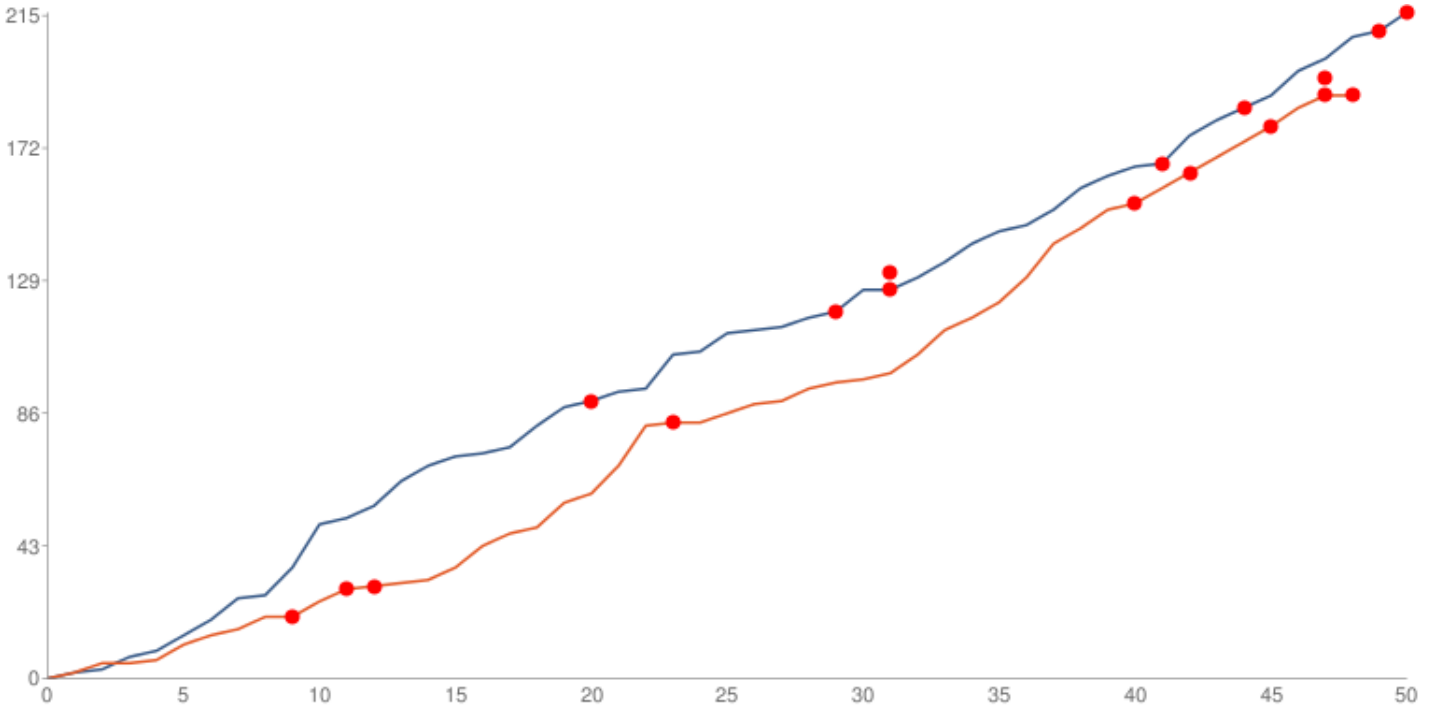
| Batting Stats | | Bowling Stats | |
|---------------|-----|---------------|------|
| Runs | 216 | Overs | 50.0 |
| Balls | 286 | Maiden | 1 |
| Dot Balls | 192 | Wickets | 8 |
| 1s | 77 | Wides | 17 |
| 2s | 13 | No Balls | 3 |
| 3s | 0 | Economy | 4.32 |
| 4s | 20 | | |
| 5s | 0 | | |
| 6s | 1 | | |

| Batting Stats | | Bowling Stats | |
|---------------|-----|---------------|-------|
| Runs | 189 | Overs | 47.1 |
| Balls | 266 | Maiden | 4 |
| Dot Balls | 183 | Wickets | 10 |
| 1s | 66 | Wides | 12 |
| 2s | 19 | No Balls | 0 |
| 3s | 3 | Economy | 4.007 |
| 4s | 11 | | |
| 5s | 0 | | |
| 6s | 1 | | |

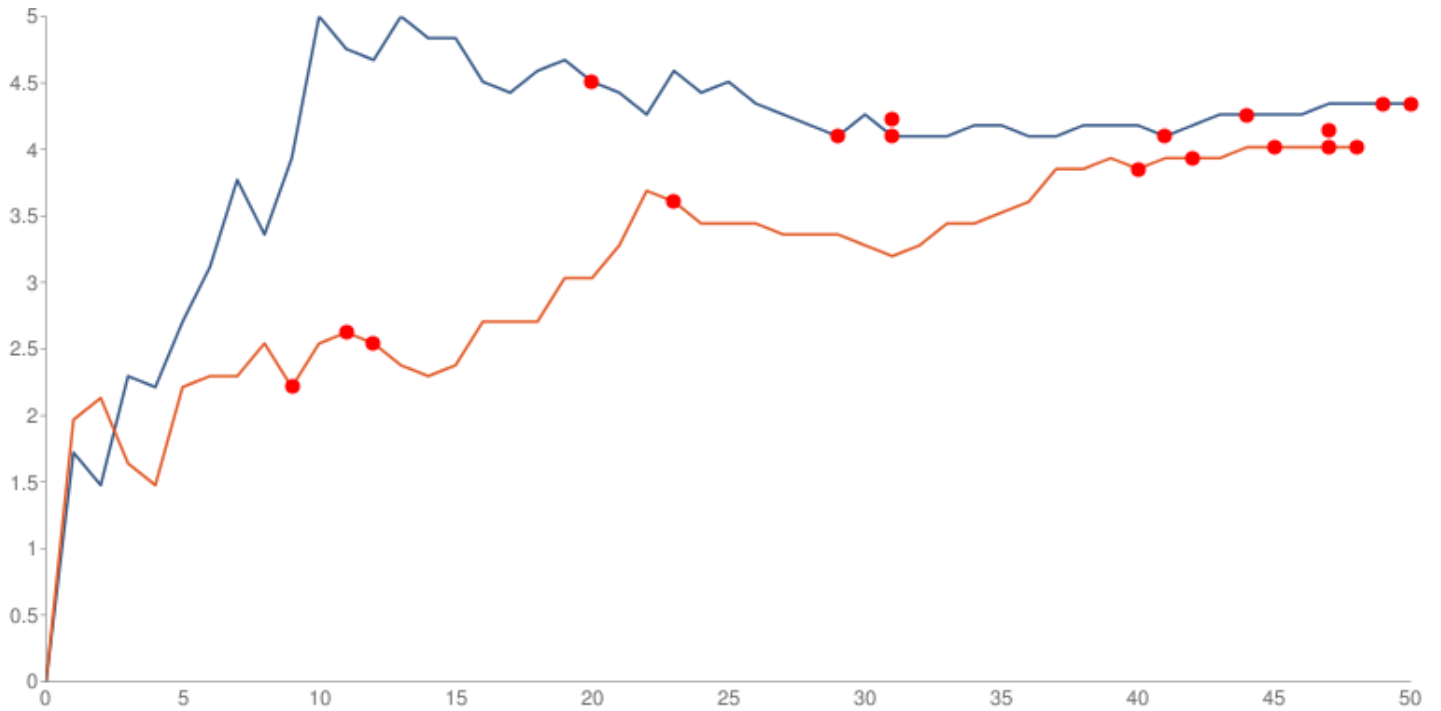
Manhattan



Run Worm



RPO



Match Partnerships

Victoria University of..., 1st XI - Premier
















Eastern Suburbs, El Cheapo Cars Premier








| | |
|---|---|
| Extras 2(2), Alec Morrison 8(28), Harrison Perry 10(23) 20(53) | Jeremy Dean 40(73), Ankur Bassi 39(43), Extras 10(10) 89(125) |
| Harrison Perry 5(8), Matt Wills 4(6) 9(14) | Jeremy Dean 17(20), Luke Georgeson 7(34), Extras 4(3) 28(56) |
| Matt Wills 1(1), Francois Swartz 0(5) 1(6) | Luke Georgeson 3(4), Charlie Thurston 6(8) 9(12) |
| Extras 11(7), Matt Wills 27(42), Adam Leonard 15(25) 53(72) | Charlie Thurston 0(1), Matt Ansell 0(0) 0(1) |
| Extras 11(8), Matt Wills 36(59), Sam Mycock 24(43) 71(107) | Matt Ansell 13(26), Jimad Khan 25(32), Extras 2(2) 40(60) |
| Extras 1(1), Matt Wills 2(3), Louis Chemis 2(4) 5(7) | Matt Ansell 7(6), Andrew Fullerton-Smith 8(15), Extras 3(3) 18(23) |
| Louis Chemis 11(13), Josh Mann 6(6) 17(19) | Andrew Fullerton-Smith 12(15), Lance Dry 7(14), Extras 5(5) 24(33) |
| Josh Mann 2(4), Jimmy Thompson 7(7) 9(11) | Lance Dry 0(3), Kaleb Gilhooly 1(2), Extras 2(2) 3(5) |
| Extras 1(1), Jimmy Thompson 1(1), Maulik Patel 2(4) 4(5) | Kaleb Gilhooly 3(3), Peter Connell 1(1), Extras 1(1) 5(5) |
| Jimmy Thompson 0(1), Brett McBride 0(0) 0(1) | |

Fujitsu Heat Pumps MVP Leaderboard



P Connell First Place
16.22 MVP Points

| Rank | Player | MVP Points | Team |
|------|--|------------|--|
| 1 |  P Connell | 16.22 | Eastern Suburbs, El Cheapo Cars Premier |
| 2 |  JD Deant† | 11.54 | Eastern Suburbs, El Cheapo Cars Premier |
| 3 |  HP Perry | 9.43 | Victoria University of Wellington Cricket Club, 1st XI - Premier |
| 4 |  MW Wills | 8.56 | Victoria University of Wellington Cricket Club, 1st XI - Premier |
| 5 |  J Thompson | 7.03 | Victoria University of Wellington Cricket Club, 1st XI - Premier |
| 6 |  A Bassi | 5.99 | Eastern Suburbs, El Cheapo Cars Premier |
| 7 |  A Fullerton-Smith | 5.11 | Eastern Suburbs, El Cheapo Cars Premier |
| 8 |  L Dry* | 4.72 | Eastern Suburbs, El Cheapo Cars Premier |
| 9 |  AL Leonard | 4.25 | Victoria University of Wellington Cricket Club, 1st XI - Premier |
| 10 |  J Wiggins | 3.84 | Eastern Suburbs, El Cheapo Cars Premier |
| 11 |  SM Mycock† | 3.49 | Victoria University of Wellington Cricket Club, 1st XI - Premier |
| 12 |  JM Mann* | 3.42 | Victoria University of Wellington Cricket Club, 1st XI - Premier |
| 13 |  F Swartz | 3.03 | Victoria University of Wellington Cricket Club, 1st XI - Premier |
| 14 |  J Khan | 2.71 | Eastern Suburbs, El Cheapo Cars Premier |
| 15 |  M Ansell | 1.82 | Eastern Suburbs, El Cheapo Cars Premier |

| Rank | Player | MVP Points | Team |
|------|---|------------|--|
| 16 |  AM Morrison | 1.41 | Victoria University of Wellington Cricket Club, 1st XI - Premier |
| 17 |  LC Chemis | 1.41 | Victoria University of Wellington Cricket Club, 1st XI - Premier |
| 18 |  C Thurston | 0.57 | Eastern Suburbs, El Cheapo Cars Premier |
| 19 |  K Gilhooly | 0.13 | Eastern Suburbs, El Cheapo Cars Premier |
| 20 |  B McBride | 0.02 | Victoria University of Wellington Cricket Club, 1st XI - Premier |
| 21 |  MP Patel | -0.37 | Victoria University of Wellington Cricket Club, 1st XI - Premier |
| 22 |  L Georgeson | -0.46 | Eastern Suburbs, El Cheapo Cars Premier |

1st Innings: 216-8 (50.0 Overs)

Bowling: Victoria University of Wellington Cricket Club, 1st XI - Premier

| Power Play | Over | Runs | Balls | Wicket | RPO | Total | Bowler |
|------------|------|------|-------------------|--------|------|-------|----------------|
| | 1 | 2 | . . . wd 1 . . | 0 | 1.71 | 2 | Adam Leonard |
| | 2 | 1 | . . . lb+1 . . | 0 | 1.5 | 3 | Josh Mann |
| | 3 | 4 | 4 | 0 | 2.33 | 7 | Adam Leonard |
| | 4 | 2 | . 1 . 1 . . | 0 | 2.25 | 9 | Josh Mann |
| | 5 | 5 | nb 4 | 0 | 2.71 | 14 | Adam Leonard |
| | 6 | 5 | 1 . wd 1 1 1 . | 0 | 3.08 | 19 | Josh Mann |
| | 7 | 7 | 1 2 . 4 . . | 0 | 3.71 | 26 | Adam Leonard |
| | 8 | 1 | 1 | 0 | 3.38 | 27 | Josh Mann |
| | 9 | 9 | . . . wd 4 4 . | 0 | 3.93 | 36 | Adam Leonard |
| | 10 | 14 | 4 . 4 . 2 4 | 0 | 5.0 | 50 | Josh Mann |
| | 11 | 2 | . 1 . . 1 . | 0 | 4.73 | 52 | Maulik Patel |
| | 12 | 4 | . wd 1 . 1 . 1 | 0 | 4.6 | 56 | Brett McBride |
| | 13 | 8 | . . . 1 6 1 | 0 | 4.92 | 64 | Maulik Patel |
| | 14 | 5 | wd . . 1 wd . 1 1 | 0 | 4.81 | 69 | Jimmy Thompson |
| | 15 | 3 | 2 1 | 0 | 4.8 | 72 | Maulik Patel |
| | 16 | 1 | wd | 0 | 4.52 | 73 | Jimmy Thompson |
| | 17 | 2 | 1 . . 1 . . | 0 | 4.41 | 75 | Maulik Patel |
| | 18 | 7 | 1 4 1 . . 1 | 0 | 4.56 | 82 | Jimmy Thompson |
| | 19 | 6 | . . 1 4 . 1 | 0 | 4.63 | 88 | Maulik Patel |
| | 20 | 2 | wd . W . . 1 . | 1 | 4.46 | 90 | Jimmy Thompson |
| | 21 | 3 | 1 1 wd | 1 | 4.39 | 93 | Maulik Patel |
| | 22 | 1 | . 1 | 1 | 4.27 | 94 | Jimmy Thompson |
| | 23 | 11 | 1 1 . 2 4 wd by+2 | 1 | 4.53 | 105 | Maulik Patel |
| | 24 | 1 | 1 . | 1 | 4.42 | 106 | Jimmy Thompson |
| | 25 | 6 | 1 . . 4 1 . | 1 | 4.48 | 112 | Harrison Perry |
| | 26 | 1 | 1 | 1 | 4.35 | 113 | Adam Leonard |
| | 27 | 1 | 1 | 1 | 4.22 | 114 | Harrison Perry |
| | 28 | 3 | . 1 . 2 . . | 1 | 4.18 | 117 | Adam Leonard |
| | 29 | 2 | . W . 2 . . | 2 | 4.1 | 119 | Harrison Perry |
| | 30 | 7 | 2 1 4 . . . | 2 | 4.2 | 126 | Josh Mann |
| | 31 | 0 | . W W . . . | 4 | 4.06 | 126 | Harrison Perry |
| | 32 | 4 | 4 | 4 | 4.06 | 130 | Josh Mann |
| | 33 | 5 | 4 . . . 1 . | 4 | 4.09 | 135 | Harrison Perry |
| | 34 | 6 | . wd . 4 1 . . | 4 | 4.13 | 141 | Jimmy Thompson |
| | 35 | 4 | . 1 1 2 . . | 4 | 4.14 | 145 | Harrison Perry |
| | 36 | 2 | 1 1 | 4 | 4.08 | 147 | Jimmy Thompson |
| | 37 | 5 | . 1 . . 4 . | 4 | 4.11 | 152 | Harrison Perry |
| | 38 | 7 | 1 wd 1 . . . 4 | 4 | 4.17 | 159 | Maulik Patel |
| | 39 | 4 | . 1 . 1 1 1 | 4 | 4.18 | 163 | Harrison Perry |
| | 40 | 3 | 2 . 1 . . . | 4 | 4.15 | 166 | Maulik Patel |
| | 41 | 1 | W 1 | 5 | 4.07 | 167 | Jimmy Thompson |
| | 42 | 9 | wd 4 1 wd . 1 . 1 | 5 | 4.16 | 176 | Maulik Patel |
| | 43 | 5 | . . . 1 4 . | 5 | 4.21 | 181 | Jimmy Thompson |
| | 44 | 4 | . lb+1 2 W . 1 | 6 | 4.2 | 185 | Harrison Perry |

| Power Play | Over | Runs | Balls | Wicket | RPO | Total | Bowler |
|------------|------|------|-------------------------|--------|------|-------|--------------|
| | 45 | 4 | . 1 1 1 1 . | 6 | 4.2 | 189 | Adam Leonard |
| | 46 | 8 | 2 2 . nb 1 . wd 1 | 6 | 4.25 | 197 | Josh Mann |
| | 47 | 4 | 1 1 1 1 . . | 6 | 4.28 | 201 | Adam Leonard |
| | 48 | 7 | wd nb . 1 lb+1 1 1 1 | 6 | 4.3 | 208 | Josh Mann |
| | 49 | 2 | . . W lb+1 lb+1 . | 7 | 4.29 | 210 | Adam Leonard |
| | 50 | 6 | 1 W 1 1 wd 2 . | 8 | 4.31 | 216 | Josh Mann |

2nd Innings: 189-10 (47.1 Overs)

Bowling: Eastern Suburbs, El Cheapo Cars Premier

| Power Play | Over | Runs | Balls | Wicket | RPO | Total | Bowler |
|------------|------|------|--------------------------|--------|------|-------|------------------------|
| | 1 | 2 | 1 1 | 0 | 2.0 | 2 | Peter Connell |
| | 2 | 3 | . wd 1 wd | 0 | 2.14 | 5 | Jed Wiggins |
| | 3 | 0 | | 0 | 1.67 | 5 | Peter Connell |
| | 4 | 1 | . 1 | 0 | 1.5 | 6 | Jed Wiggins |
| | 5 | 5 | . 1 . . 4 . | 0 | 2.2 | 11 | Peter Connell |
| | 6 | 3 | . . . 1 1 1 | 0 | 2.33 | 14 | Jed Wiggins |
| | 7 | 2 | . . . 2 . . | 0 | 2.29 | 16 | Peter Connell |
| | 8 | 4 | . . 1 1 . 2 | 0 | 2.5 | 20 | Jed Wiggins |
| | 9 | 0 | . . W . . . | 1 | 2.22 | 20 | Peter Connell |
| | 10 | 5 | . . 1 . 4 . | 1 | 2.5 | 25 | Jed Wiggins |
| | 11 | 4 | . . 4 . W . | 2 | 2.64 | 29 | Peter Connell |
| | 12 | 1 | 1 . . W . | 3 | 2.5 | 30 | Jed Wiggins |
| | 13 | 1 | 1 . | 3 | 2.38 | 31 | Peter Connell |
| | 14 | 1 | 1 | 3 | 2.29 | 32 | Jed Wiggins |
| | 15 | 4 | . 2 . . . wd 1 | 3 | 2.37 | 36 | Kaleb Gilhooly |
| | 16 | 7 | 4 . . 1 . by+2 | 3 | 2.69 | 43 | Jed Wiggins |
| | 17 | 4 | 1 . . wd . wd 1 . | 3 | 2.71 | 47 | Kaleb Gilhooly |
| | 18 | 2 | . . 2 . . . | 3 | 2.72 | 49 | Lance Dry |
| | 19 | 8 | 4 . 3 . . 1 | 3 | 3.0 | 57 | Kaleb Gilhooly |
| | 20 | 3 | 1 . by+2 . . . | 3 | 3.0 | 60 | Lance Dry |
| | 21 | 9 | . 4 1 . 2 2 | 3 | 3.29 | 69 | Kaleb Gilhooly |
| | 22 | 13 | wd+2 4 . 1 4 1 . | 3 | 3.7 | 82 | Lance Dry |
| | 23 | 1 | . . . wd . . W | 4 | 3.58 | 83 | Kaleb Gilhooly |
| | 24 | 0 | | 4 | 3.46 | 83 | Lance Dry |
| | 25 | 3 | wd+1 . . . 1 . . | 4 | 3.42 | 86 | Kaleb Gilhooly |
| | 26 | 3 | . wd+1 . . . lb+1 . | 4 | 3.4 | 89 | Lance Dry |
| | 27 | 1 | wd | 4 | 3.31 | 90 | Luke Georgeson |
| | 28 | 4 | 1 1 . 1 1 . | 4 | 3.36 | 94 | Andrew Fullerton-Smith |
| | 29 | 2 | 1 . 1 . . . | 4 | 3.31 | 96 | Luke Georgeson |
| | 30 | 1 | . 1 | 4 | 3.23 | 97 | Andrew Fullerton-Smith |
| | 31 | 2 | 2 | 4 | 3.19 | 99 | Luke Georgeson |
| | 32 | 6 | . . 2 . 4 . | 4 | 3.28 | 105 | Andrew Fullerton-Smith |
| | 33 | 8 | 1 2 . 2 . 3 | 4 | 3.42 | 113 | Luke Georgeson |
| | 34 | 4 | . . 1 . 1 wd 1 | 4 | 3.42 | 117 | Andrew Fullerton-Smith |
| | 35 | 5 | . . 4 . . 1 | 4 | 3.49 | 122 | Luke Georgeson |
| | 36 | 8 | 1 1 6 . . . | 4 | 3.61 | 130 | Andrew Fullerton-Smith |
| | 37 | 11 | wd+1 1 . . 1 lb+1 2 4 | 4 | 3.79 | 141 | Luke Georgeson |
| | 38 | 5 | . 1 2 1 . 1 | 4 | 3.84 | 146 | Lance Dry |
| | 39 | 6 | . 1 1 . 1 3 | 4 | 3.9 | 152 | Luke Georgeson |
| | 40 | 2 | . . by+1 1 . W | 5 | 3.85 | 154 | Lance Dry |
| | 41 | 5 | 1 lb+1 1 2 . . | 5 | 3.88 | 159 | Luke Georgeson |
| | 42 | 5 | W . 1 2 1 1 | 6 | 3.9 | 164 | Jed Wiggins |
| | 43 | 5 | 1 1 . . 2 1 | 6 | 3.93 | 169 | Luke Georgeson |

| Power Play | Over | Runs | Balls | Wicket | RPO | Total | Bowler |
|------------|------|------|----------------|--------|------|-------|---------------|
| | 44 | 5 | 1 1 1 1 1 . | 6 | 3.95 | 174 | Jed Wiggins |
| | 45 | 5 | 2 W 1 1 . 1 | 7 | 3.98 | 179 | Peter Connell |
| | 46 | 6 | 2 2 1 . 1 . | 7 | 4.02 | 185 | Lance Dry |
| | 47 | 4 | W . lb+1 1 2 W | 9 | 4.02 | 189 | Peter Connell |
| | 48 | 0 | W | 10 | 4.01 | 189 | Lance Dry |



AM Morrison

Team: Victoria University of Wellington..., 1st XI - Premier
 Played: 2018-12-01
 Age: 26

MVP 1.41 Pts

1st Innings: Bowling



Bowling Stats

| O | M | R | W | Wides | NB | Economy | Av | MVP | b1 | b2 | b3 | b4 | b5 | b6 |
|---|---|---|---|-------|----|---------|----|-----|----|----|----|----|----|----|
|---|---|---|---|-------|----|---------|----|-----|----|----|----|----|----|----|

Runs off Balls

Fielding Stats

| Dismissals | Stumpings | Run Outs (direct) | Run Outs (throw) | Run Outs (assist) | Catches | MVP |
|------------|-----------|-------------------|------------------|-------------------|---------|------|
| 1 | 0 | 0 | 0 | 0 | 1 | 1.25 |

- Dots
- 1's
- 2's
- 3's
- 4's
- 5's
- 6's
- W's

2nd Innings: Batting



Batting Stats

| Runs | Balls | Dots | 1s | 2s | 3s | 4s | 5s | 6s | SR | MVP | b1 | b2 | b3 | b4 | b5 | b6 | |
|------|-------|------|----|----|----|----|----|----|----|------|----|----|----|-----|-----|-----|------|
| 8 | 28 | 21 | 6 | 1 | 0 | 0 | 0 | 0 | 29 | 0.16 | 0 | 2 | 0 | 4 | 1 | 1 | |
| | | | | | | | | | | | b7 | b8 | b9 | b10 | b11 | b12 | b13+ |
| | | | | | | | | | | | 0 | 0 | | | | | |

Runs off Balls

- Dots
- 1's
- 2's
- 3's
- 4's
- 5's
- 6's
- W's



HP Perry

Team: Victoria University of Wellington..., 1st XI - Premier
Played: 2018-12-01
Age: 21

MVP 9.43 Pts

1st Innings: Bowling



Bowling Stats

| O | M | R | W | Wides | NB | Economy | Av | MVP | b1 | b2 | b3 | b4 | b5 | b6 |
|---|---|----|---|-------|----|---------|-----|------|----|----|----|----|----|----|
| 9 | 1 | 30 | 4 | 0 | 0 | 3.33 | 7.5 | 8.27 | 6 | 3 | 3 | 9 | 7 | 2 |

Runs off Balls

| b7 | b8 | b9 | b10 | b11 | b12 | b13+ |
|----|----|----|-----|-----|-----|------|
| 0 | 0 | 0 | 0 | 0 | 0 | 0 |

- Dots
- 2's
- 4's
- 6's
- 1's
- 3's
- 5's
- W's

2nd Innings: Batting



Batting Stats

| Runs | Balls | Dots | 1s | 2s | 3s | 4s | 5s | 6s | SR | MVP | b1 | b2 | b3 | b4 | b5 | b6 |
|------|-------|------|----|----|----|----|----|----|----|------|----|----|----|----|----|----|
| 15 | 31 | 23 | 5 | 1 | 0 | 2 | 0 | 0 | 48 | 1.16 | 0 | 0 | 7 | 0 | 5 | 3 |

Runs off Balls

- Dots
- 2's
- 4's
- 6's
- 1's
- 3's
- 5's
- W's



MW Wills

Team: Victoria University of Wellington..., 1st XI - Premier
Played: 2018-12-01
Age: 25

MVP 8.56 Pts

1st Innings: Bowling



Bowling Stats

Runs off Balls

| O | M | R | W | Wides | NB | Economy | Av | MVP | b1 | b2 | b3 | b4 | b5 | b6 |
|---|---|---|---|-------|----|---------|----|-----|----|----|----|----|----|----|
|---|---|---|---|-------|----|---------|----|-----|----|----|----|----|----|----|

- Dots
- 2's
- 4's
- 6's
- 1's
- 3's
- 5's
- W's

2nd Innings: Batting



Batting Stats

Runs off Balls

| Runs | Balls | Dots | 1s | 2s | 3s | 4s | 5s | 6s | SR | MVP | b1 | b2 | b3 | b4 | b5 | b6 | |
|------|-------|------|----|----|----|----|----|----|----|------|----|----|----|-----|-----|-----|------|
| 70 | 111 | 74 | 22 | 6 | 2 | 6 | 0 | 1 | 63 | 8.56 | 13 | 8 | 17 | 4 | 17 | 9 | |
| | | | | | | | | | | | b7 | b8 | b9 | b10 | b11 | b12 | b13+ |
| | | | | | | | | | | | 2 | 0 | | | | | |

- Dots
- 2's
- 4's
- 6's
- 1's
- 3's
- 5's
- W's



F Swartz

Team: Victoria University of Wellington..., 1st XI - Premier
 Played: 2018-12-01
 L/H Batsmen, R/A Bowler Medium Fast
 Age: n/a

MVP 3.03 Pts

1st Innings: Bowling



Bowling Stats

| O | M | R | W | Wides | NB | Economy | Av | MVP | b1 | b2 | b3 | b4 | b5 | b6 |
|---|---|---|---|-------|----|---------|----|-----|----|----|----|----|----|----|
|---|---|---|---|-------|----|---------|----|-----|----|----|----|----|----|----|

Runs off Balls

Fielding Stats

| Dismissals | Stumpings | Run Outs (direct) | Run Outs (throw) | Run Outs (assist) | Catches | MVP |
|------------|-----------|-------------------|------------------|-------------------|---------|------|
| 2 | 0 | 0 | 0 | 0 | 2 | 3.23 |

- Dots
- 1's
- 2's
- 3's
- 4's
- 5's
- 6's
- W's

2nd Innings: Batting



Batting Stats

| Runs | Balls | Dots | 1s | 2s | 3s | 4s | 5s | 6s | SR | MVP | b1 | b2 | b3 | b4 | b5 | b6 |
|------|-------|------|----|----|----|----|----|----|----|------|----|----|----|----|----|----|
| 0 | 5 | 5 | 0 | 0 | 0 | 0 | 0 | 0 | 0 | -0.2 | 0 | 0 | 0 | 0 | 0 | 0 |

Runs off Balls

- Dots
- 1's
- 2's
- 3's
- 4's
- 5's
- 6's
- W's



AL Leonard

Team: Victoria University of Wellington..., 1st XI - Premier
 Played: 2018-12-01
 Age: 22

MVP 4.25 Pts

1st Innings: Bowling



Bowling Stats

| O | M | R | W | Wides | NB | Economy | Av | MVP | b1 | b2 | b3 | b4 | b5 | b6 |
|----|---|----|---|-------|----|---------|------|-----|----|----|----|----|----|----|
| 10 | 1 | 39 | 1 | 2 | 1 | 3.9 | 39.0 | 1.5 | 3 | 5 | 2 | 10 | 6 | 9 |

Runs off Balls


| b7 | b8 | b9 | b10 | b11 | b12 | b13+ |
|----|----|----|-----|-----|-----|------|
| 4 | 0 | 0 | 0 | 0 | 0 | 0 |

- Dots
- 2's
- 4's
- 6's
- 1's
- 3's
- 5's
- W's

Fielding Stats

| Dismissals | Stumpings | Run Outs (direct) | Run Outs (throw) | Run Outs (assist) | Catches | MVP |
|------------|-----------|-------------------|------------------|-------------------|---------|------|
| 1 | 0 | 0 | 0 | 0 | 1 | 1.35 |

2nd Innings: Batting



Batting Stats

| Runs | Balls | Dots | 1s | 2s | 3s | 4s | 5s | 6s | SR | MVP | b1 | b2 | b3 | b4 | b5 | b6 |
|------|-------|------|----|----|----|----|----|----|----|-----|----|----|----|----|----|----|
| 15 | 25 | 17 | 5 | 1 | 0 | 2 | 0 | 0 | 60 | 1.4 | 1 | 8 | 3 | 1 | 0 | 1 |

Runs off Balls

| b7 | b8 | b9 | b10 | b11 | b12 | b13+ |
|----|----|----|-----|-----|-----|------|
| 1 | | | | | | |

- Dots
- 2's
- 4's
- 6's
- 1's
- 3's
- 5's
- W's



SM Mycock†

Team: Victoria University of Wellington..., 1st XI - Premier
 Played: 2018-12-01
 R/H Batsmen, Wicket-keeper, R/A Bowler Leg Spin
 Age: 18

MVP 3.49 Pts

1st Innings: Bowling



Bowling Stats

| O | M | R | W | Wides | NB | Economy | Av | MVP | b1 | b2 | b3 | b4 | b5 | b6 |
|---|---|---|---|-------|----|---------|----|-----|----|----|----|----|----|----|
|---|---|---|---|-------|----|---------|----|-----|----|----|----|----|----|----|

Runs off Balls

Fielding Stats

| Dismissals | Stumpings | Run Outs (direct) | Run Outs (throw) | Run Outs (assist) | Catches | MVP |
|------------|-----------|-------------------|------------------|-------------------|---------|------|
| 1 | 0 | 0 | 0 | 0 | 1 | 1.25 |

- Dots
- 1's
- 2's
- 3's
- 4's
- 5's
- 6's
- W's

2nd Innings: Batting



Batting Stats

| Runs | Balls | Dots | 1s | 2s | 3s | 4s | 5s | 6s | SR | MVP | b1 | b2 | b3 | b4 | b5 | b6 | |
|------|-------|------|----|----|----|----|----|----|----|------|----|----|----|-----|-----|-----|------|
| 24 | 43 | 27 | 11 | 3 | 1 | 1 | 0 | 0 | 56 | 2.24 | 4 | 2 | 4 | 3 | 2 | 5 | |
| | | | | | | | | | | | b7 | b8 | b9 | b10 | b11 | b12 | b13+ |
| | | | | | | | | | | | 4 | | | | | | |

Runs off Balls

- Dots
- 1's
- 2's
- 3's
- 4's
- 5's
- 6's
- W's



LC Chemis

Team: Victoria University of Wellington..., 1st XI - Premier
Played: 2018-12-01
Age: 22

MVP 1.41 Pts

1st Innings: Bowling



Bowling Stats

Runs off Balls

| O | M | R | W | Wides | NB | Economy | Av | MVP | b1 | b2 | b3 | b4 | b5 | b6 |
|---|---|---|---|-------|----|---------|----|-----|----|----|----|----|----|----|
|---|---|---|---|-------|----|---------|----|-----|----|----|----|----|----|----|

- Dots
- 1's
- 2's
- 3's
- 4's
- 5's
- 6's
- W's

2nd Innings: Batting



Batting Stats

Runs off Balls

| Runs | Balls | Dots | 1s | 2s | 3s | 4s | 5s | 6s | SR | MVP | b1 | b2 | b3 | b4 | b5 | b6 |
|------|-------|------|----|----|----|----|----|----|----|------|----|----|----|----|----|----|
| 13 | 17 | 7 | 7 | 3 | 0 | 0 | 0 | 0 | 76 | 1.41 | 4 | 0 | 2 | 2 | 3 | 2 |

- Dots
- 1's
- 2's
- 3's
- 4's
- 5's
- 6's
- W's



JM Mann*

Team: Victoria University of Wellington..., 1st XI - Premier
 Played: 2018-12-01
 Age: 25

MVP 3.42 Pts

1st Innings: Bowling



Bowling Stats

| O | M | R | W | Wides | NB | Economy | Av | MVP | b1 | b2 | b3 | b4 | b5 | b6 |
|----|---|----|---|-------|----|---------|------|------|----|----|----|----|----|----|
| 10 | 1 | 53 | 1 | 4 | 2 | 5.3 | 53.0 | 0.77 | 11 | 5 | 10 | 5 | 5 | 12 |

Runs off Balls

| b7 | b8 | b9 | b10 | b11 | b12 | b13+ |
|----|----|----|-----|-----|-----|------|
| 3 | 2 | 0 | 0 | 0 | 0 | 0 |

- Dots
- 1's
- 2's
- 3's
- 4's
- 5's
- 6's
- W's

Fielding Stats

| Dismissals | Stumpings | Run Outs (direct) | Run Outs (throw) | Run Outs (assist) | Catches | MVP |
|------------|-----------|-------------------|------------------|-------------------|---------|------|
| 1 | 0 | 0 | 0 | 0 | 1 | 1.77 |

2nd Innings: Batting



Batting Stats

| Runs | Balls | Dots | 1s | 2s | 3s | 4s | 5s | 6s | SR | MVP | b1 | b2 | b3 | b4 | b5 | b6 |
|------|-------|------|----|----|----|----|----|----|----|------|----|----|----|----|----|----|
| 8 | 10 | 3 | 6 | 1 | 0 | 0 | 0 | 0 | 80 | 0.88 | 0 | 2 | 0 | 4 | 2 | 0 |

Runs off Balls

- Dots
- 1's
- 2's
- 3's
- 4's
- 5's
- 6's
- W's




J Thompson

Team: Victoria University of Wellington..., 1st XI - Premier
 Played: 2018-12-01
 Age: 27

MVP 7.03 Pts

1st Innings: Bowling



Bowling Stats

| O | M | R | W | Wides | NB | Economy | Av | MVP | b1 | b2 | b3 | b4 | b5 | b6 |
|----|---|----|---|-------|----|---------|------|------|----|----|----|----|----|----|
| 10 | 0 | 31 | 2 | 5 | 0 | 3.1 | 15.5 | 4.86 | 5 | 7 | 1 | 6 | 7 | 3 |

Runs off Balls


| b7 | b8 | b9 | b10 | b11 | b12 | b13+ |
|----|----|----|-----|-----|-----|------|
| 1 | 1 | 0 | 0 | 0 | 0 | 0 |

- Dots
- 2's
- 4's
- 6's
- 1's
- 3's
- 5's
- W's

Fielding Stats

| Dismissals | Stumpings | Run Outs (direct) | Run Outs (throw) | Run Outs (assist) | Catches | MVP |
|------------|-----------|-------------------|------------------|-------------------|---------|------|
| 1 | 0 | 0 | 0 | 0 | 1 | 1.25 |

2nd Innings: Batting



Batting Stats

| Runs | Balls | Dots | 1s | 2s | 3s | 4s | 5s | 6s | SR | MVP | b1 | b2 | b3 | b4 | b5 | b6 |
|------|-------|------|----|----|----|----|----|----|----|------|----|----|----|----|----|----|
| 8 | 9 | 3 | 4 | 2 | 0 | 0 | 0 | 0 | 89 | 0.92 | 2 | 2 | 2 | 1 | 0 | 1 |

Runs off Balls

- Dots
- 2's
- 4's
- 6's
- 1's
- 3's
- 5's
- W's



MP Patel

Team: Victoria University of Wellington..., 1st XI - Premier
Played: 2018-12-01
Age: 29

MVP -0.37 Pts

1st Innings: Bowling



Bowling Stats

| O | M | R | W | Wides | NB | Economy | Av | MVP | b1 | b2 | b3 | b4 | b5 | b6 | |
|----|---|----|---|-------|----|---------|----|-------|----|----|----|-----|-----|-----|------|
| 10 | 0 | 52 | 0 | 5 | 0 | 5.2 | - | -0.53 | 9 | 8 | 5 | 9 | 11 | 5 | |
| | | | | | | | | | b7 | b8 | b9 | b10 | b11 | b12 | b13+ |
| | | | | | | | | | 4 | 1 | 0 | 0 | 0 | 0 | 0 |

Runs off Balls

- Dots
- 2's
- 4's
- 6's
- 1's
- 3's
- 5's
- W's

2nd Innings: Batting



Batting Stats

| Runs | Balls | Dots | 1s | 2s | 3s | 4s | 5s | 6s | SR | MVP | b1 | b2 | b3 | b4 | b5 | b6 |
|------|-------|------|----|----|----|----|----|----|----|------|----|----|----|----|----|----|
| 2 | 4 | 3 | 0 | 1 | 0 | 0 | 0 | 0 | 50 | 0.16 | 0 | 0 | 0 | 0 | 2 | 0 |

Runs off Balls

- Dots
- 2's
- 4's
- 6's
- 1's
- 3's
- 5's
- W's



B McBride

Team: Victoria University of Wellington..., 1st XI - Premier
Played: 2018-12-01
Age: 19

MVP 0.02 Pts

1st Innings: Bowling



Bowling Stats

| O | M | R | W | Wides | NB | Economy | Av | MVP | b1 | b2 | b3 | b4 | b5 | b6 |
|---|---|---|---|-------|----|---------|----|------|----|----|----|----|----|----|
| 1 | 0 | 4 | 0 | 1 | 0 | 4.0 | - | 0.02 | 0 | 1 | 1 | 0 | 1 | 0 |

| b7 | b8 | b9 | b10 | b11 | b12 | b13+ |
|----|----|----|-----|-----|-----|------|
| 1 | 0 | 0 | 0 | 0 | 0 | 0 |

Runs off Balls

- Dots
- 2's
- 4's
- 6's
- 1's
- 3's
- 5's
- W's

2nd Innings: Batting



Batting Stats

| Runs | Balls | Dots | 1s | 2s | 3s | 4s | 5s | 6s | SR | MVP | b1 | b2 | b3 | b4 | b5 | b6 |
|------|-------|------|----|----|----|----|----|----|-----|-----|----|----|----|----|----|----|
| 0 | 0 | 0 | 0 | 0 | 0 | 0 | 0 | 0 | 0.0 | | | | | | | |

| b7 | b8 | b9 | b10 | b11 | b12 | b13+ |
|----|----|----|-----|-----|-----|------|
| | | | | | | |

Runs off Balls

- Dots
- 2's
- 4's
- 6's
- 1's
- 3's
- 5's
- W's



K Gilhooly

Team: Eastern Suburbs, El Cheapo Cars Premier
Played: 2018-12-01
Age: n/a

MVP 0.13 Pts

1st Innings: Batting



Batting Stats

| Runs | Balls | Dots | 1s | 2s | 3s | 4s | 5s | 6s | SR | MVP | b1 | b2 | b3 | b4 | b5 | b6 | |
|------|-------|------|----|----|----|----|----|----|----|------|----|----|----|-----|-----|-----|------|
| 4 | 5 | 2 | 2 | 1 | 0 | 0 | 0 | 0 | 80 | 0.42 | 1 | 0 | 1 | 0 | 0 | 2 | |
| | | | | | | | | | | | b7 | b8 | b9 | b10 | b11 | b12 | b13+ |
| | | | | | | | | | | | 0 | | | | | | |

Runs off Balls

- Dots
- 2's
- 4's
- 6's
- 1's
- 3's
- 5's
- W's

2nd Innings: Bowling



Bowling Stats

| O | M | R | W | Wides | NB | Economy | Av | MVP | b1 | b2 | b3 | b4 | b5 | b6 | |
|---|---|----|---|-------|----|---------|----|------|----|----|----|-----|-----|-----|------|
| 6 | 0 | 29 | 0 | 5 | 0 | 4.83 | - | -0.3 | 7 | 6 | 4 | 2 | 3 | 5 | |
| | | | | | | | | | b7 | b8 | b9 | b10 | b11 | b12 | b13+ |
| | | | | | | | | | 2 | 0 | 0 | 0 | 0 | 0 | 0 |

Runs off Balls

- Dots
- 2's
- 4's
- 6's
- 1's
- 3's
- 5's
- W's



A Fullerton-Smith

Team: Eastern Suburbs, El Cheapo Cars Premier
 Played: 2018-12-01
 L/H Batsmen, Wicket-keeper, L/A Bowler Medium
 Age: n/a

MVP 5.11 Pts

1st Innings: Batting



Batting Stats

| Runs | Balls | Dots | 1s | 2s | 3s | 4s | 5s | 6s | SR | MVP | b1 | b2 | b3 | b4 | b5 | b6 | |
|------|-------|------|----|----|----|----|----|----|----|------|----|----|----|-----|-----|-----|------|
| 20 | 32 | 15 | 12 | 2 | 0 | 1 | 0 | 0 | 62 | 1.88 | 2 | 7 | 2 | 3 | 2 | 2 | |
| | | | | | | | | | | | b7 | b8 | b9 | b10 | b11 | b12 | b13+ |
| | | | | | | | | | | | 0 | 2 | | | | | |

Runs off Balls

- Dots
- 1's
- 2's
- 3's
- 4's
- 5's
- 6's
- W's

2nd Innings: Bowling



Bowling Stats

| O | M | R | W | Wides | NB | Economy | Av | MVP | b1 | b2 | b3 | b4 | b5 | b6 | |
|---|---|----|---|-------|----|---------|----|-------|----|----|----|-----|-----|-----|------|
| 5 | 0 | 23 | 0 | 1 | 0 | 4.6 | - | -0.18 | 2 | 3 | 9 | 1 | 6 | 1 | |
| | | | | | | | | | b7 | b8 | b9 | b10 | b11 | b12 | b13+ |
| | | | | | | | | | 1 | 0 | 0 | 0 | 0 | 0 | 0 |

Runs off Balls

- Dots
- 1's
- 2's
- 3's
- 4's
- 5's
- 6's
- W's

Fielding Stats

| Dismissals | Stumpings | Run Outs (direct) | Run Outs (throw) | Run Outs (assist) | Catches | MVP |
|------------|-----------|-------------------|------------------|-------------------|---------|------|
| 2 | 1 | 0 | 0 | 0 | 1 | 3.41 |



A Bassi

Team: Eastern Suburbs, El Cheapo Cars Premier
Played: 2018-12-01
Age: 32

MVP 5.99 Pts

1st Innings: Batting



Batting Stats

| Runs | Balls | Dots | 1s | 2s | 3s | 4s | 5s | 6s | SR | MVP | b1 | b2 | b3 | b4 | b5 | b6 | |
|------|-------|------|----|----|----|----|----|----|----|------|----|----|----|-----|-----|-----|------|
| 39 | 43 | 24 | 11 | 2 | 0 | 6 | 0 | 0 | 91 | 4.65 | 6 | 7 | 6 | 9 | 4 | 5 | |
| | | | | | | | | | | | b7 | b8 | b9 | b10 | b11 | b12 | b13+ |
| | | | | | | | | | | | 2 | | | | | | |

Runs off Balls

- Dots
- 1's
- 2's
- 3's
- 4's
- 5's
- 6's
- W's

2nd Innings: Bowling



Bowling Stats

| O | M | R | W | Wides | NB | Economy | Av | MVP | b1 | b2 | b3 | b4 | b5 | b6 |
|---|---|---|---|-------|----|---------|----|-----|----|----|----|----|----|----|
| | | | | | | | | | | | | | | |

Fielding Stats

| Dismissals | Stumpings | Run Outs (direct) | Run Outs (throw) | Run Outs (assist) | Catches | MVP |
|------------|-----------|-------------------|------------------|-------------------|---------|------|
| 1 | 0 | 0 | 0 | 0 | 1 | 1.33 |

- Dots
- 1's
- 2's
- 3's
- 4's
- 5's
- 6's
- W's



L Dry*

Team: Eastern Suburbs, El Cheapo Cars Premier
Played: 2018-12-01
Age: 42

MVP 4.72 Pts

1st Innings: Batting



Batting Stats

| Runs | Balls | Dots | 1s | 2s | 3s | 4s | 5s | 6s | SR | MVP | b1 | b2 | b3 | b4 | b5 | b6 | |
|------|-------|------|----|----|----|----|----|----|----|------|----|----|----|-----|-----|-----|------|
| 7 | 17 | 10 | 7 | 0 | 0 | 0 | 0 | 0 | 41 | 0.39 | 1 | 1 | 1 | 1 | 0 | 1 | |
| | | | | | | | | | | | b7 | b8 | b9 | b10 | b11 | b12 | b13+ |
| | | | | | | | | | | | 1 | 1 | | | | | |

Runs off Balls

- Dots
- 1's
- 2's
- 3's
- 4's
- 5's
- 6's
- W's

2nd Innings: Bowling



Bowling Stats

| O | M | R | W | Wides | NB | Economy | Av | MVP | b1 | b2 | b3 | b4 | b5 | b6 | |
|---|---|----|---|-------|----|---------|------|------|----|----|----|-----|-----|-----|------|
| 8 | 1 | 30 | 1 | 2 | 0 | 3.67 | 30.0 | 2.66 | 6 | 9 | 5 | 3 | 5 | 2 | |
| | | | | | | | | | b7 | b8 | b9 | b10 | b11 | b12 | b13+ |
| | | | | | | | | | 0 | 0 | 0 | 0 | 0 | 0 | 0 |

Runs off Balls

- Dots
- 1's
- 2's
- 3's
- 4's
- 5's
- 6's
- W's

Fielding Stats

| Dismissals | Stumpings | Run Outs (direct) | Run Outs (throw) | Run Outs (assist) | Catches | MVP |
|------------|-----------|-------------------|------------------|-------------------|---------|------|
| 1 | 0 | 0 | 0 | 0 | 1 | 1.67 |



J Wiggins

Team: Eastern Suburbs, El Cheapo Cars Premier
Played: 2018-12-01
Age: 20

MVP 3.84 Pts

1st Innings: Batting



Batting Stats

| Runs | Balls | Dots | 1s | 2s | 3s | 4s | 5s | 6s | SR | MVP | b1 | b2 | b3 | b4 | b5 | b6 | |
|------|-------|------|----|----|----|----|----|----|----|-----|----|----|----|-----|-----|-----|------|
| | | 0 | 0 | 0 | 0 | 0 | 0 | 0 | | 0.0 | | | | | | | |
| | | | | | | | | | | | b7 | b8 | b9 | b10 | b11 | b12 | b13+ |

Runs off Balls

- Dots
- 2's
- 4's
- 6's
- 1's
- 3's
- 5's
- W's

2nd Innings: Bowling



Bowling Stats

| O | M | R | W | Wides | NB | Economy | Av | MVP | b1 | b2 | b3 | b4 | b5 | b6 | |
|----|---|----|---|-------|----|---------|------|------|----|----|----|-----|-----|-----|------|
| 10 | 0 | 33 | 2 | 2 | 0 | 3.3 | 16.5 | 3.84 | 6 | 3 | 5 | 7 | 7 | 5 | |
| | | | | | | | | | b7 | b8 | b9 | b10 | b11 | b12 | b13+ |
| | | | | | | | | | 0 | 0 | 0 | 0 | 0 | 0 | 0 |

Runs off Balls

- Dots
- 2's
- 4's
- 6's
- 1's
- 3's
- 5's
- W's



J Khan

Team: Eastern Suburbs, El Cheapo Cars Premier
Played: 2018-12-01
R/H Batsmen
Age: n/a

MVP 2.71 Pts

1st Innings: Batting



Batting Stats

Runs off Balls

| Runs | Balls | Dots | 1s | 2s | 3s | 4s | 5s | 6s | SR | MVP | b1 | b2 | b3 | b4 | b5 | b6 | |
|------|-------|------|----|----|----|----|----|----|----|------|----|----|----|-----|-----|-----|------|
| 25 | 32 | 18 | 9 | 2 | 0 | 3 | 0 | 0 | 78 | 2.71 | 7 | 3 | 1 | 7 | 2 | 1 | |
| | | | | | | | | | | | b7 | b8 | b9 | b10 | b11 | b12 | b13+ |
| | | | | | | | | | | | 4 | | | | | | |

- Dots
- 1's
- 2's
- 3's
- 4's
- 5's
- 6's
- W's

2nd Innings: Bowling



Bowling Stats

Runs off Balls

| O | M | R | W | Wides | NB | Economy | Av | MVP | b1 | b2 | b3 | b4 | b5 | b6 |
|---|---|---|---|-------|----|---------|----|-----|----|----|----|----|----|----|
| | | | | | | | | | | | | | | |

- Dots
- 1's
- 2's
- 3's
- 4's
- 5's
- 6's
- W's



P Connell

Team: Eastern Suburbs, El Cheapo Cars Premier
 Played: 2018-12-01
 Age: 27

MVP 16.22 Pts

1st Innings: Batting



Batting Stats

Runs off Balls

| Runs | Balls | Dots | 1s | 2s | 3s | 4s | 5s | 6s | SR | MVP | b1 | b2 | b3 | b4 | b5 | b6 |
|------|-------|------|----|----|----|----|----|----|-----|------|----|----|----|----|----|----|
| 1 | 1 | 0 | 1 | 0 | 0 | 0 | 0 | 0 | 100 | 0.12 | 0 | 0 | 0 | 1 | 0 | 0 |

- Dots
- 1's
- 2's
- 3's
- 4's
- 5's
- 6's
- W's

2nd Innings: Bowling



Bowling Stats

Runs off Balls

| O | M | R | W | Wides | NB | Economy | Av | MVP | b1 | b2 | b3 | b4 | b5 | b6 | |
|---|---|----|---|-------|----|---------|-----|------|----|----|----|-----|-----|-----|------|
| 9 | 2 | 22 | 5 | 0 | 0 | 2.44 | 4.4 | 16.1 | 2 | 1 | 5 | 4 | 8 | 2 | |
| | | | | | | | | | b7 | b8 | b9 | b10 | b11 | b12 | b13+ |
| | | | | | | | | | 0 | 0 | 0 | 0 | 0 | 0 | 0 |

- Dots
- 1's
- 2's
- 3's
- 4's
- 5's
- 6's
- W's



L Georgeson

Team: Eastern Suburbs, El Cheapo Cars Premier
Played: 2018-12-01
Age: 1

MVP -0.46 Pts

1st Innings: Batting



Batting Stats

| Runs | Balls | Dots | 1s | 2s | 3s | 4s | 5s | 6s | SR | MVP | b1 | b2 | b3 | b4 | b5 | b6 | |
|------|-------|------|----|----|----|----|----|----|----|-------|----|----|----|-----|-----|-----|------|
| 10 | 38 | 30 | 6 | 2 | 0 | 0 | 0 | 0 | 26 | -0.04 | 4 | 2 | 0 | 2 | 1 | 1 | |
| | | | | | | | | | | | b7 | b8 | b9 | b10 | b11 | b12 | b13+ |
| | | | | | | | | | | | 0 | | | | | | |

Runs off Balls

- Dots
- 1's
- 2's
- 3's
- 4's
- 5's
- 6's
- W's

2nd Innings: Bowling



Bowling Stats

| O | M | R | W | Wides | NB | Economy | Av | MVP | b1 | b2 | b3 | b4 | b5 | b6 | |
|---|---|----|---|-------|----|---------|----|-------|----|----|----|-----|-----|-----|------|
| 9 | 0 | 43 | 0 | 2 | 0 | 4.78 | - | -0.42 | 9 | 5 | 7 | 5 | 3 | 10 | |
| | | | | | | | | | b7 | b8 | b9 | b10 | b11 | b12 | b13+ |
| | | | | | | | | | 4 | 0 | 0 | 0 | 0 | 0 | 0 |

Runs off Balls

- Dots
- 1's
- 2's
- 3's
- 4's
- 5's
- 6's
- W's



JD Deant

Team: Eastern Suburbs, El Cheapo Cars Premier
 Played: 2018-12-01
 L/H Batsmen
 Age: 33

MVP 11.54 Pts

1st Innings: Batting




Batting Stats

| Runs | Balls | Dots | 1s | 2s | 3s | 4s | 5s | 6s | SR | MVP | b1 | b2 | b3 | b4 | b5 | b6 | |
|------|-------|------|----|----|----|----|----|----|----|------|----|----|----|-----|-----|-----|------|
| 57 | 94 | 61 | 23 | 2 | 0 | 6 | 0 | 1 | 61 | 5.89 | 7 | 4 | 1 | 10 | 17 | 12 | |
| | | | | | | | | | | | b7 | b8 | b9 | b10 | b11 | b12 | b13+ |
| | | | | | | | | | | | 5 | 1 | | | | | |

Runs off Balls

- Dots
- 1's
- 2's
- 3's
- 4's
- 5's
- 6's
- W's

2nd Innings: Bowling



Bowling Stats

| O | M | R | W | Wides | NB | Economy | Av | MVP | b1 | b2 | b3 | b4 | b5 | b6 |
|---|---|---|---|-------|----|---------|----|-----|----|----|----|----|----|----|
| | | | | | | | | | | | | | | |

Fielding Stats

| Dismissals | Stumpings | Run Outs (direct) | Run Outs (throw) | Run Outs (assist) | Catches | MVP |
|------------|-----------|-------------------|------------------|-------------------|---------|------|
| 2 | 0 | 2 | 0 | 0 | 0 | 5.65 |

- Dots
- 1's
- 2's
- 3's
- 4's
- 5's
- 6's
- W's



M Ansell

Team: Eastern Suburbs, El Cheapo Cars Premier
Played: 2018-12-01
Age: n/a

MVP 1.82 Pts

1st Innings: Batting



Batting Stats

| Runs | Balls | Dots | 1s | 2s | 3s | 4s | 5s | 6s | SR | MVP | b1 | b2 | b3 | b4 | b5 | b6 | |
|------|-------|------|----|----|----|----|----|----|----|------|----|----|----|-----|-----|-----|------|
| 20 | 32 | 22 | 6 | 1 | 0 | 3 | 0 | 0 | 62 | 1.82 | 1 | 1 | 4 | 0 | 9 | 5 | |
| | | | | | | | | | | | b7 | b8 | b9 | b10 | b11 | b12 | b13+ |
| | | | | | | | | | | | 0 | | | | | | |

Runs off Balls

- Dots
- 2's
- 4's
- 6's
- 1's
- 3's
- 5's
- W's

2nd Innings: Bowling



Bowling Stats

| O | M | R | W | Wides | NB | Economy | Av | MVP | b1 | b2 | b3 | b4 | b5 | b6 |
|---|---|---|---|-------|----|---------|----|-----|----|----|----|----|----|----|
| | | | | | | | | | | | | | | |

Runs off Balls

- Dots
- 2's
- 4's
- 6's
- 1's
- 3's
- 5's
- W's



C Thurston

Team: Eastern Suburbs, El Cheapo Cars Premier
Played: 2018-12-01
Age: 22

MVP 0.57 Pts

1st Innings: Batting



Batting Stats

| Runs | Balls | Dots | 1s | 2s | 3s | 4s | 5s | 6s | SR | MVP | b1 | b2 | b3 | b4 | b5 | b6 |
|------|-------|------|----|----|----|----|----|----|----|------|----|----|----|----|----|----|
| 6 | 9 | 7 | 0 | 1 | 0 | 1 | 0 | 0 | 67 | 0.57 | 0 | 0 | 4 | 2 | 0 | 0 |

Runs off Balls

- Dots
- 2's
- 4's
- 6's
- 1's
- 3's
- 5's
- W's

2nd Innings: Bowling



Bowling Stats

| O | M | R | W | Wides | NB | Economy | Av | MVP | b1 | b2 | b3 | b4 | b5 | b6 |
|---|---|---|---|-------|----|---------|----|-----|----|----|----|----|----|----|
| | | | | | | | | | | | | | | |

Runs off Balls

- Dots
- 2's
- 4's
- 6's
- 1's
- 3's
- 5's
- W's

