Match Report

Eastern Suburbs, El Cheapo Cars Premier 1 vs Johnsonville Cricket Club., Russell Properties Ltd Johnsonville Premier Men

Eastern Suburbs, El Cheapo Cars Premier 1 - Won by 15 runs

Date: Sat 14 Dec 2019
Location: New Zealand - Wellington
Match Type: Premier 1day Matches
Scorer: Catharine Shields
Toss: Johnsonville Cricket Club., Russell Properties Ltd Johnsonville Premier Men won the toss and elected to Bowl
URL: https://www.crichq.com/matches/805237

	Eastern Suburbs, El Cheapo Cars Premier 1
Score	**212-8**
Overs	**50.0**
	P Connell
	Ankur Bassi
	D Sharma
	Jed Wiggins
	Kaleb Gilhooly
	Lauchie Johns †
	Luke Georgeson *
	Matt Ansell
	Nathan Cameron
	Olly Batchelor
	Jimad Khan
	Unsure
	Unsure 1

	Johnsonville Cricket Club., Russell Properties Ltd Johnsonville Premier Men
Score	**197-10**
Overs	**47.5**
	B Senadeera
	S A Mudgway †
	R Weerasundara
	L Burling
	G R Severin
	J T A Burnham
	Chris Leach *
	HS Smith
	Ricky Joseph
	Z Ringrose
	DS McAlister

Scorecards

1st Innings | Batting: Eastern Suburbs, El Cheapo Cars Premier 1			R	B	4's	6's	SR
Ankur Bassi	. . 1 . . 1 . . . . 1 . . . 4 . . . . 3 . . 2 . . //	c L Burling b Z Ringrose	12	25	1	0	48.0
Lauchie Johns †	. . . . . 1 . . . . 4 . . . . 1 . //	c HS Smith b Z Ringrose	6	17	1	0	35.29
Luke Georgeson *	. . . //	c L Burling b Ricky Joseph	0	3	0	0	0.0
Olly Batchelor	. . . . . 2 . . . 4 . 4 . 4 . . . 2 . 1 . . 1 . . . 1 . 1 . . . . . 2 1 1 1 1 1 . 1 . 2 1 . . 1 4 . 4 . . 1 . 4 4 . 2 . 1 . . . . 1 . 1 . 1 1 . 1 . 4 2 1 4 . 1 1 . 1 1 . 1 3 1 4 4 2 1 2 1 1 . 4 1 . . 1 . . //	b Z Ringrose	99	110	12	0	90.0
Jimad Khan	. 1 . . 1 . . . . . 4 . . . . . 1 . 1 . //	c S A Mudgway † b HS Smith	8	26	1	0	30.77
Matt Ansell	. . . . . 1 . . . . . 1 4 . . . . . 1 . . . . . 1 . 1 1 . . //	run out (Ricky Joseph/S A Mudgway †)	10	33	1	0	30.3
Kaleb Gilhooly	. . . . . 1 1 . . 2 . 4 . . . . . 1 . . . 1 1 3 1 1 . 4 1 . 2 1 1 1 2 . //	c Chris Leach * b J T A Burnham	28	50	2	0	56.0
P Connell	. . . . . 1 1 1 1 1 1 . . //	c R Weerasundara b J T A Burnham	6	15	0	0	40.0
Jed Wiggins	1 1 1 1 1 1 1 1 2 1 1	not out	12	12	0	0	100.0
D Sharma	2 1 1 1 2 1 1 1 1 .	not out	11	10	0	0	110.0
Extras	(w 11, nb 2, b 2, lb 5)		20				
Total	**(8 wickets; 50.0 overs)**		**212**				**4.24 RPO**

Did Not Bat:["Nathan Cameron", "Unsure", "Unsure 1"]

Fall of Wicket: 18-1 (Ankur Bassi 6.5 ov), 18-2 (Lauchie Johns 6.6 ov), 18-3 (Luke Georgeson 7.3 ov), 40-4 (Jimad Khan 15.1 ov), 69-5 (Matt Ansell 24.2 ov), 151-6 (Kaleb Gilhooly 40.4 ov), 178-7 (P Connell 45.2 ov), 188-8 (Olly Batchelor 46.6 ov)

Bowling: Johnsonville Cricket Club., Russell Properties Ltd...	O	M	R	W	EC	AV	EX
Z Ringrose	10.0	1	34	3	3.40	11.33	
Ricky Joseph	10.0	1	30	1	3.00	30.00	(nb 2)
HS Smith	8.0	0	39	1	4.88	39.00	
DS McAlister	7.0	0	32	0	4.57	-	(w 1)
J T A Burnham	9.0	0	47	2	5.22	23.50	(w 5)
B Senadeera	6.0	0	23	0	3.83	-	(w 5)

Notes: Drinks at 24.3.

2nd Innings | Batting: Johnsonville Cricket Club., Russell Properties Ltd Johnsonville...			R	B	4's	6's	SR
R Weerasundara	. 1 1 . . . . . 2 . . . . . 1 . 1 . 2 4 . . . 1 . //	c Luke Georgeson * b P Connell	13	26	1	0	50.0
S A Mudgway †	. . . . . 1 6 1 . . . . . 2 . . 1 . 4 . . . 1 1 . . 1 . . . 1 1 1 . . 1 . 3 . . 2 1 . . 1 . //	c Luke Georgeson * b Kaleb Gilhooly	29	56	1	1	51.79
L Burling	. . . . . 4 1 . . . 1 . . 4 . . . 1 . . . 4 . 1 . . . 2 . 1 1 . 2 1 . . 1 1 1 4 1 . . . 1 3 . 4 . //	c P Connell b Jed Wiggins	39	54	5	0	72.22
G R Severin	. 1 1 . 1 . 1 . . . . . 1 2 . . 1 1 . . 1 . . 1 . . . . . 2 . . 1 . . 1 . . 1 4 . . . . . 2 1 . //	b Jed Wiggins	23	51	1	0	45.1
J T A Burnham	. . 4 . . 3 . . . 1 4 . . 4 1 1 . 1 . 1 . . 1 1 . 1 . 3 4 . 4 . 3 . . . 2 1 . //	c Matt Ansell b Nathan Cameron	42	41	5	0	102.44
Chris Leach *	. 1 . . . 2 1 1 . . . 2 . 1 2 1 . . . 1 1 1 1 1 . 4 . //	c Ankur Bassi b Luke Georgeson *	20	27	1	0	74.07
HS Smith	. . . . . 6 . //	c Luke Georgeson * b Nathan Cameron	6	9	0	1	66.67
Ricky Joseph	. //	c Lauchie Johns † b Nathan Cameron	0	1	0	0	0.0
B Senadeera	2 . //	run out (Jed Wiggins/D Sharma)	2	2	0	0	100.0
DS McAlister	1 . 1 . . 1 2 . //	lbw b D Sharma	5	8	0	0	62.5
Z Ringrose	. . 1 1 . 1 . 2 1	not out	6	13	0	0	46.15
Extras	(w 5, nb 3, lb 4)		12				
Total	**(10 wickets; 47.5 overs)**		**197**				**4.12 RPO**

Fall of Wicket: 29-1 (R Weerasundara 9.1 ov), 72-2 (S A Mudgway 20.5 ov), 88-3 (L Burling 23.3 ov), 151-4 (J T A Burnham 36.1 ov), 164-5 (G R Severin 39.5 ov), 175-6 (HS Smith 42.3 ov), 175-7 (Ricky Joseph 42.4 ov), 178-8 (B Senadeera 43.2 ov), 186-9 (Chris Leach 44.3 ov), 197-10 (DS McAlister 47.5 ov)

Bowling: Eastern Suburbs, El Cheapo Cars Premier 1	O	M	R	W	EC	AV	EX
Nathan Cameron	10.0	1	37	3	3.70	12.33	(w 1)
P Connell	9.0	2	23	1	2.56	23.00	
Luke Georgeson *	9.0	0	38	1	4.22	38.00	(w 2)
Kaleb Gilhooly	4.0	0	22	1	5.50	22.00	(w 1, nb 2)
Jed Wiggins	10.0	0	45	2	4.50	22.50	
D Sharma	5.5	0	28	1	4.80	28.00	(w 1, nb 1)

Notes: Drinks at 25.0.

Eastern Suburbs, El Cheapo Cars Premier 1 212-8	**Team Report**	Johnsonville Cricket Club., Russell Properties Ltd Johnsonville Premier Men 197-10
Olly Batchelor-99(110), Kaleb Gilhooly-28(50), Jed Wiggins-12(12)	Three highest scores	Jack Burnham-42(41), Liam Burling-39(54), Scott Mudgway-29(56)
Olly Batchelor, Kaleb Gilhooly-82(102), Olly Batchelor, Matt Ansell-29(61), Olly Batchelor, Peter Connell-27(61)	Three highest partnerships	Gareth Severin, Jack Burnham-63(80), Scott Mudgway, Liam Burling-43(71), Rakitha Weerasundara, Scott Mudgway-29(71)
2 | 4.0% of total overs	Maidens faced	3 | 6.38% of total overs
11 | 3.65% of total balls	Wides faced	5 | 1.74% of total balls
1 | 0.33% of total balls	No Balls faced	3 | 1.04% of total balls
184 | 61.13% of total balls	Dot Balls faced	182 | 63.19% of total balls
81 | 38.21% of total runs	1s scored	68 | 34.52% of total runs
15 | 14.15% of total runs	2s scored	17 | 17.26% of total runs
3 | 4.25% of total runs	3s scored	5 | 7.61% of total runs
18 | 33.96% of total runs	4s scored	14 | 28.43% of total runs
0 | 0.0% of total runs	5s scored	0 | 0.0% of total runs
0 | 0.0% of total runs	6s scored	2 | 6.09% of total runs
25 (50) | 11.79% of total runs	Runs scored off 1st ball of over	30 (48) | 15.23% of total runs
34 (50) | 16.04% of total runs	Runs scored off 2nd ball of over	42 (48) | 21.32% of total runs
33 (50) | 15.57% of total runs	Runs scored off 3rd ball of over	20 (48) | 10.15% of total runs
31 (50) | 14.62% of total runs	Runs scored off 4th ball of over	35 (48) | 17.77% of total runs
28 (50) | 13.21% of total runs	Runs scored off 5th ball of over	27 (48) | 13.71% of total runs
34 (50) | 16.04% of total runs	Runs scored off 6th ball of over	24 (46) | 12.18% of total runs
7 (10) | 3.3% of total runs	Runs scored off 7th ball of over	7 (6) | 3.55% of total runs
0 (1) | 0.0% of total runs	Runs scored off 8th ball of over	0 (1) | 0.0% of total runs
0 (1) | 0.0% of total runs	Runs scored off 9th ball of over	

1st Innings - Eastern Suburbs, El Cheapo Cars...

Batting Stats		Bowling Stats	
Runs	212	Overs	50.0
Balls	287	Maiden	2
Dot Balls	184	Wickets	8
1s	81	Wides	11
2s	15	No Balls	1
3s	3	Economy	4.24
4s	18		
5s	0		
6s	0		

Key:

- Dots
- 1's
- 2's
- 3's
- 4's
- 5's
- 6's
- W's

2nd Innings - Johnsonville..., Russell...



Batting Stats		Bowling Stats	
Runs	197	Overs	47.5
Balls	271	Maiden	3
Dot Balls	182	Wickets	10
1s	68	Wides	5
2s	17	No Balls	3
3s	5	Economy	4.118
4s	14		
5s	0		
6s	2		

Match Partnerships

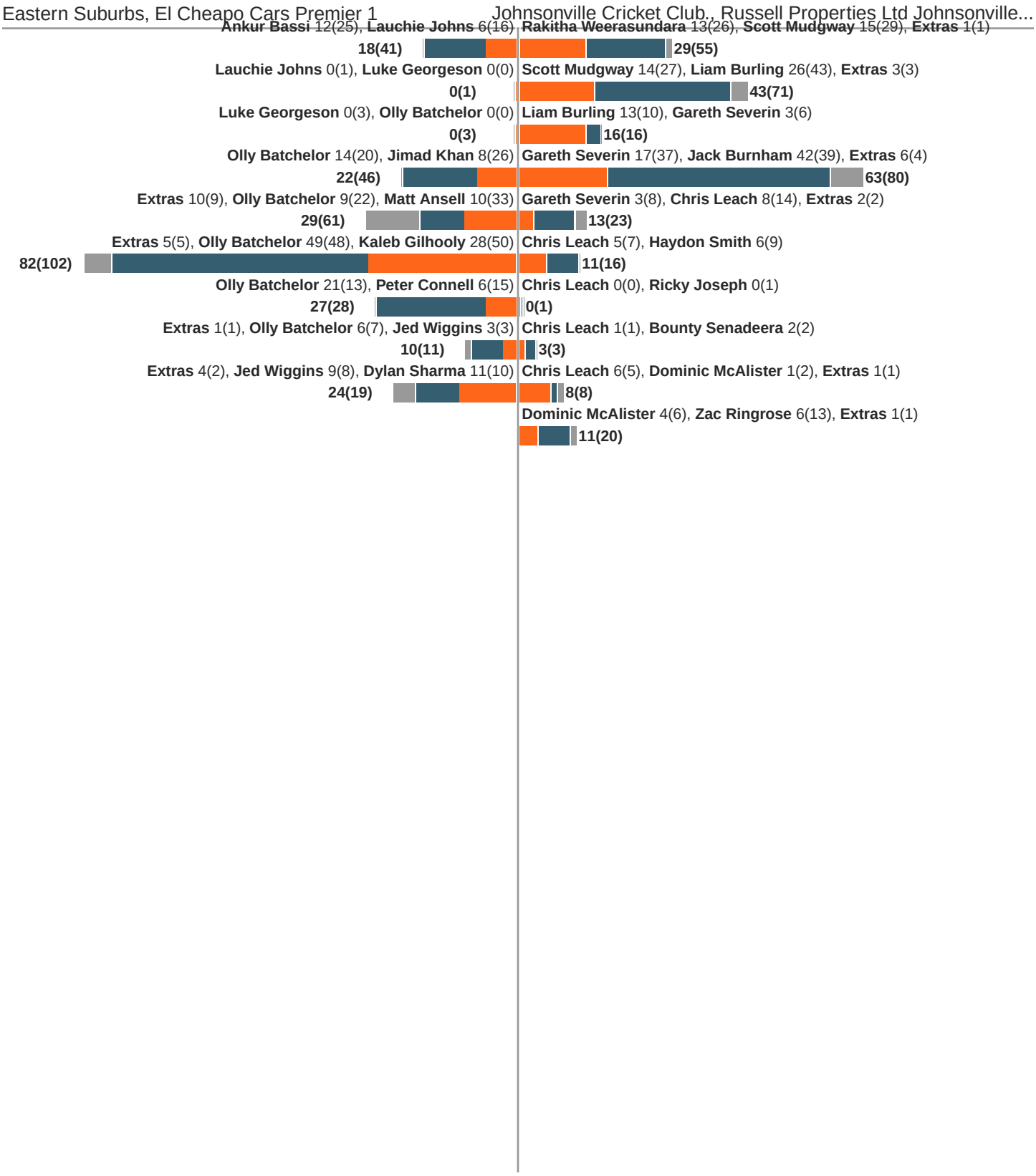

MVP Leaderboard

Olly Batchelor First Place
14.69 MVP Points

Rank	Player	MVP Points	Team
1	Olly Batchelor	14.69	Eastern Suburbs, El Cheapo Cars Premier 1
2	L Burling	8.34	Johnsonville Cricket Club., Russell Properties Ltd Johnsonville Premier Men
3	Z Ringrose	8.09	Johnsonville Cricket Club., Russell Properties Ltd Johnsonville Premier Men
4	J T A Burnham	7.88	Johnsonville Cricket Club., Russell Properties Ltd Johnsonville Premier Men
5	Jed Wiggins	6.75	Eastern Suburbs, El Cheapo Cars Premier 1
6	Luke Georgeson *	6.25	Eastern Suburbs, El Cheapo Cars Premier 1
7	S A Mudgway †	5.81	Johnsonville Cricket Club., Russell Properties Ltd Johnsonville Premier Men
8	Nathan Cameron	5.38	Eastern Suburbs, El Cheapo Cars Premier 1
9	D Sharma	5.07	Eastern Suburbs, El Cheapo Cars Premier 1
10	Ricky Joseph	4.16	Johnsonville Cricket Club., Russell Properties Ltd Johnsonville Premier Men
11	P Connell	4.02	Eastern Suburbs, El Cheapo Cars Premier 1
12	HS Smith	3.7	Johnsonville Cricket Club., Russell Properties Ltd Johnsonville Premier Men
13	Kaleb Gilhooly	3.47	Eastern Suburbs, El Cheapo Cars Premier 1
14	Chris Leach *	3.37	Johnsonville Cricket Club., Russell Properties Ltd Johnsonville Premier Men
15	R Weerasundara	2.4	Johnsonville Cricket Club., Russell Properties Ltd Johnsonville Premier Men

Rank	Player	MVP Points	Team
16	Ankur Bassi	2.11	Eastern Suburbs, El Cheapo Cars Premier 1
17	Lauchie Johns †	1.8	Eastern Suburbs, El Cheapo Cars Premier 1
18	G R Severin	1.58	Johnsonville Cricket Club., Russell Properties Ltd Johnsonville Premier Men
19	Matt Ansell	1.45	Eastern Suburbs, El Cheapo Cars Premier 1
20	B Senadeera	0.38	Johnsonville Cricket Club., Russell Properties Ltd Johnsonville Premier Men
21	DS McAlister	0.33	Johnsonville Cricket Club., Russell Properties Ltd Johnsonville Premier Men
22	Jimad Khan Unsure	0.18	Eastern Suburbs, El Cheapo Cars Premier 1
23	Unsure 1	0.0	Eastern Suburbs, El Cheapo Cars Premier 1
24		0.0	Eastern Suburbs, El Cheapo Cars Premier 1

1st Innings: 212-8 (50.0 Overs)

Bowling: Johnsonville Cricket Club., Russell Properties Ltd Johnsonville Premier Men

Power Play	Over	Runs	Balls	Wicket	RPO	Total	Bowler
	1	1	. . 1 . . .	0	1.0	1	Zac Ringrose
	2	2	. . 1 . . 1	0	1.5	3	Ricky Joseph
	3	4	. . . . 4 .	0	2.33	7	Zac Ringrose
	4	1	. . . . 1 .	0	2.0	8	Ricky Joseph
	5	4	. . . 4 . .	0	2.4	12	Zac Ringrose
	6	4	. . 1 . . 3	0	2.67	16	Ricky Joseph
	7	2	. . 2 . W W	2	2.57	18	Zac Ringrose
	8	1	. . W . 1 .	3	2.38	19	Ricky Joseph
	9	1	. . 1 . . .	3	2.22	20	Zac Ringrose
	10	0	. . . . .	3	2.0	20	Ricky Joseph
	11	0	. . . . .	3	1.82	20	Zac Ringrose
	12	4	 4	3	2.0	24	Ricky Joseph
	13	6	. 2 . . . 4	3	2.31	30	Zac Ringrose
	14	1	 1	3	2.21	31	Haydon Smith
	15	9	. 1 . 4 . 4	3	2.67	40	Dominic McAlister
	16	3	W lb+1 . . . 2	4	2.69	43	Haydon Smith
	17	1	wd	4	2.56	44	Dominic McAlister
	18	2	. 1 . 1 . .	4	2.56	46	Haydon Smith
	19	1	 1	4	2.47	47	Dominic McAlister
	20	4	4	4	2.55	51	Haydon Smith
	21	5	1 1 lb+2 . . 1	4	2.67	56	Dominic McAlister
	22	2	. 1 . lb+1 . .	4	2.64	58	Jack Burnham
	23	4	. wd . . wd wd 1 . .	4	2.64	62	Bounty Senadeera
	24	6	. wd 1 . 2 1 1	4	2.81	68	Jack Burnham
	25	1	wd . W	5	2.74	69	Bounty Senadeera
	26	2	1 . . . wd . .	5	2.71	71	Jack Burnham
	27	5	1 . 1 1 1 1	5	2.81	76	Bounty Senadeera
	28	8	1 . wd . 2 . 4	5	2.98	84	Jack Burnham
	29	2	. 1 . . . wd .	5	2.95	86	Bounty Senadeera
	30	3	. 2 1 . . .	5	2.97	89	Jack Burnham
	31	1	. . 1 . . .	5	2.9	90	Bounty Senadeera
	32	10	4 . 4 wd . . 1	5	3.11	100	Jack Burnham
	33	10	. 4 4 . 2 .	5	3.33	110	Bounty Senadeera
	34	2	. . . . 1 1	5	3.29	112	Ricky Joseph
	35	1	. . . . 1 .	5	3.23	113	Dominic McAlister
	36	2	. 1 . . 1 .	5	3.19	115	Ricky Joseph
	37	7	1 1 3 1 1 .	5	3.3	122	Dominic McAlister
	38	7	1 1 . 4 1 .	5	3.39	129	Haydon Smith
	39	11	lb+1 4 2 1 2 1	5	3.59	140	Dominic McAlister
	40	8	1 4 . 1 1 1	5	3.7	148	Haydon Smith
	41	3	. 1 2 W . .	6	3.68	151	Jack Burnham
	42	1	1	6	3.62	152	Haydon Smith
	43	7	. 1 1 3 1 1	6	3.7	159	Jack Burnham
	44	14	4 4 2 1 1 2	6	3.93	173	Haydon Smith

Power Play	Over	Runs	Balls	Wicket	RPO	Total	Bowler
	45	5	1 1 1 1 1 .	6	3.96	178	Zac Ringrose
	46	7	. W wd 4 1 1 .	7	4.01	185	Jack Burnham
	47	3	1 . 1 1 . W	8	4.0	188	Zac Ringrose
	48	7	1 2 1 1 1 1	8	4.06	195	Ricky Joseph
	49	8	1 1 1 2 1 2	8	4.14	203	Zac Ringrose
	50	9	1 nb+1 1 1 1 1 by+2	8	4.23	212	Ricky Joseph

2nd Innings: 197-10 (47.5 Overs)

Bowling: Eastern Suburbs, El Cheapo Cars Premier 1

Power Play	Over	Runs	Balls	Wicket	RPO	Total	Bowler
	1	1	. 1	0	1.0	1	Nathan Cameron
	2	1	1	0	1.0	2	Peter Connell
	3	0	. . . . .	0	0.67	2	Nathan Cameron
	4	3	1 2	0	1.25	5	Peter Connell
	5	9	6 1 . 1 lb+1 .	0	2.8	14	Nathan Cameron
	6	0	. . . . .	0	2.33	14	Peter Connell
	7	3	1 2	0	2.43	17	Nathan Cameron
	8	6	. 2 4 . . .	0	2.88	23	Peter Connell
	9	6	. . 1 1 . 4	0	3.22	29	Luke Georgeson
	10	0	W	1	2.9	29	Peter Connell
	11	1	. . . 1 . .	1	2.73	30	Luke Georgeson
	12	6	1 . . 4 1 .	1	3.0	36	Peter Connell
	13	2	. . . 1 . 1	1	2.92	38	Luke Georgeson
	14	1	. . . 1 . .	1	2.79	39	Peter Connell
	15	6	1 4 . . . 1	1	3.0	45	Luke Georgeson
	16	5	. . . 4 . 1	1	3.13	50	Nathan Cameron
	17	4	lb+1 1 . . 2 .	1	3.18	54	Luke Georgeson
	18	4	lb+1 1 . 1 1 .	1	3.22	58	Nathan Cameron
	19	7	. 2 nb 1 3 . .	1	3.39	65	Kaleb Gilhooly
	20	4	. . 2 1 1 .	1	3.45	69	Jed Wiggins
	21	3	1 . 1 1 W .	2	3.43	72	Kaleb Gilhooly
	22	6	4 1 1 . . .	2	3.55	78	Jed Wiggins
	23	6	1 1 . 1 3 .	2	3.65	84	Kaleb Gilhooly
	24	8	. 4 W . . 4	3	3.83	92	Jed Wiggins
	25	6	1 . wd nb . 3 . .	3	3.87	98	Kaleb Gilhooly
	26	1	. . . 1 . .	3	3.81	99	Jed Wiggins
	27	10	4 . . 4 1 wd .	3	4.01	109	Luke Georgeson
	28	5	1 . 1 . 1 2	3	4.07	114	Jed Wiggins
	29	2	. 1 . . 1 .	3	4.0	116	Luke Georgeson
	30	3	1 . 1 . . 1	3	3.97	119	Dylan Sharma
	31	2	. . 1 1 . .	3	3.9	121	Jed Wiggins
	32	1	. 1	3	3.81	122	Dylan Sharma
	33	6	. 3 2 . . 1	3	3.88	128	Jed Wiggins
	34	12	. . 1 nb+3 4 . 4	3	4.1	140	Dylan Sharma
	35	8	. . 1 . 3 4	3	4.23	148	Jed Wiggins
	36	3	. . . 2 1 .	3	4.19	151	Peter Connell
	37	1	W . 1 . . .	4	4.11	152	Nathan Cameron
	38	3	. . . 2 1 .	4	4.08	155	Peter Connell
	39	5	wd 1 lb+1 . . . 2	4	4.09	160	Nathan Cameron
	40	4	2 1 . 1 W .	5	4.1	164	Jed Wiggins
	41	3	2 1	5	4.07	167	Nathan Cameron
	42	1	. . . 1 . .	5	4.0	168	Jed Wiggins
	43	9	1 6 W W 2	7	4.13	177	Nathan Cameron
	44	4	1 W 1 1 1 .	8	4.11	181	Dylan Sharma

Power Play	Over	Runs	Balls	Wicket	RPO	Total	Bowler
	45	6	. 4 wd W . . 1	9	4.14	187	Luke Georgeson
	46	4	wd 1 1 . 1 .	9	4.15	191	Dylan Sharma
	47	2	. 2	9	4.11	193	Luke Georgeson
	48	4	. 1 1 2 W	10	4.12	197	Dylan Sharma

P Connell

Team: Eastern Suburbs, El Cheapo Cars Premier 1
Played: 2019-12-14
R/H Batsmen, R/A Bowler Fast
Age: n/a

MVP 4.02 Pts

1st Innings: Batting





Batting Stats

Runs	Balls	Dots	1s	2s	3s	4s	5s	6s	SR	MVP	b1	b2	b3	b4	b5	b6
6	15	9	6	0	0	0	0	0	40	0.32	1	0	2	0	3	0

Runs off Balls

2nd Innings: Bowling





Bowling Stats

O	M	R	W	Wides	NB	Economy	Av	MVP	b1	b2	b3	b4	b5	b6
9	2	23	1	0	0	2.56	23.0	2.45	3	4	4	9	3	0

b7	b8	b9	b10	b11	b12	b13+
0	0	0	0	0	0	0

Runs off Balls

Fielding Stats

Dismissals	Stumpings	Run Outs (direct)	Run Outs (throw)	Run Outs (assist)	Catches	MVP
1	0	0	0	0	1	1.25

Ankur Bassi

Team: Eastern Suburbs, El Cheapo Cars Premier 1
Played: 2019-12-14
Age: 28

MVP 2.11 Pts

1st Innings: Batting





Batting Stats

Runs	Balls	Dots	1s	2s	3s	4s	5s	6s	SR	MVP	b1	b2	b3	b4	b5	b6
12	25	19	3	1	1	1	0	0	48	0.86	0	0	4	4	1	3

Runs off Balls

2nd Innings: Bowling





Bowling Stats

O	M	R	W	Wides	NB	Economy	Av	MVP	b1	b2	b3	b4	b5	b6

Runs off Balls

Fielding Stats

Dismissals	Stumpings	Run Outs (direct)	Run Outs (throw)	Run Outs (assist)	Catches	MVP
1	0	0	0	0	1	1.25

D Sharma

Team: Eastern Suburbs, El Cheapo Cars Premier 1
Played: 2019-12-14
R/H Batsmen, R/A Bowler Medium Fast
Age: 19

MVP 5.07 Pts

1st Innings: Batting





Batting Stats

Runs	Balls	Dots	1s	2s	3s	4s	5s	6s	SR	MVP	b1	b2	b3	b4	b5	b6
11	10	1	7	2	0	0	0	0	110	1.36	1	3	2	2	3	0

b7	b8	b9	b10	b11	b12	b13+
0						

Runs off Balls

2nd Innings: Bowling





Bowling Stats

O	M	R	W	Wides	NB	Economy	Av	MVP	b1	b2	b3	b4	b5	b6
5	0	28	1	1	1	4.8	28.0	2.29	3	3	5	6	6	1

b7	b8	b9	b10	b11	b12	b13+
4	0	0	0	0	0	0

Runs off Balls

Fielding Stats

Dismissals	Stumpings	Run Outs (direct)	Run Outs (throw)	Run Outs (assist)	Catches	MVP
1	0	0	0	1	0	1.42

Jed Wiggins

Team: Eastern Suburbs, El Cheapo Cars Premier 1
Played: 2019-12-14
Age: 21

MVP 6.75 Pts

1st Innings: Batting





Batting Stats

Runs	Balls	Dots	1s	2s	3s	4s	5s	6s	SR	MVP	b1	b2	b3	b4	b5	b6
12	12	0	10	1	0	0	0	0	100	1.43	3	0	1	3	0	5

Runs off Balls

2nd Innings: Bowling





Bowling Stats

O	M	R	W	Wides	NB	Economy	Av	MVP	b1	b2	b3	b4	b5	b6
10	0	45	2	0	0	4.5	22.5	3.9	7	9	8	5	5	11

b7	b8	b9	b10	b11	b12	b13+
0	0	0	0	0	0	0

Runs off Balls

Fielding Stats

Dismissals	Stumpings	Run Outs (direct)	Run Outs (throw)	Run Outs (assist)	Catches	MVP
1	0	0	1	0	0	1.42

Kaleb Gilhooly

Team: Eastern Suburbs, El Cheapo Cars Premier 1
Played: 2019-12-14
Age: 26

MVP 3.47 Pts

1st Innings: Batting





Batting Stats

Runs	Balls	Dots	1s	2s	3s	4s	5s	6s	SR	MVP	b1	b2	b3	b4	b5	b6
28	50	33	11	3	1	2	0	0	56	2.55	3	0	6	4	10	1

b7	b8	b9	b10	b11	b12	b13+
4						

Runs off Balls

2nd Innings: Bowling





Bowling Stats

O	M	R	W	Wides	NB	Economy	Av	MVP	b1	b2	b3	b4	b5	b6
4	0	22	1	1	2	5.5	22.0	0.92	3	3	3	4	6	3

b7	b8	b9	b10	b11	b12	b13+
0	0	0	0	0	0	0

Runs off Balls

Lauchie Johns †

Team: Eastern Suburbs, El Cheapo Cars Premier 1
Played: 2019-12-14
Age: 22

MVP 1.8 Pts

1st Innings: Batting





Batting Stats

Runs	Balls	Dots	1s	2s	3s	4s	5s	6s	SR	MVP	b1	b2	b3	b4	b5	b6
6	17	14	2	0	0	1	0	0	35	0.24	0	0	1	0	4	1

Runs off Balls

2nd Innings: Bowling





Bowling Stats

O	M	R	W	Wides	NB	Economy	Av	MVP	b1	b2	b3	b4	b5	b6

Runs off Balls

Fielding Stats

Dismissals	Stumpings	Run Outs (direct)	Run Outs (throw)	Run Outs (assist)	Catches	MVP
1	0	0	0	0	1	1.56

Luke Georgeson *

Team: Eastern Suburbs, El Cheapo Cars Premier 1
Played: 2019-12-14
Age: 20

MVP 6.25 Pts

1st Innings: Batting





Batting Stats

Runs	Balls	Dots	1s	2s	3s	4s	5s	6s	SR	MVP	b1	b2	b3	b4	b5	b6
0	3	3	0	0	0	0	0	0	0	-0.13	0	0	0	0	0	0

Runs off Balls

2nd Innings: Bowling





Bowling Stats

O	M	R	W	Wides	NB	Economy	Av	MVP	b1	b2	b3	b4	b5	b6
9	0	38	1	2	0	4.22	38.0	1.19	5	12	2	7	4	7

b7	b8	b9	b10	b11	b12	b13+
1	0	0	0	0	0	0

Runs off Balls

Fielding Stats

Dismissals	Stumpings	Run Outs (direct)	Run Outs (throw)	Run Outs (assist)	Catches	MVP
3	0	0	0	0	3	5.19

Matt Ansell

Team: Eastern Suburbs, El Cheapo Cars Premier 1
Played: 2019-12-14
Age: 24

MVP 1.45 Pts

1st Innings: Batting





Batting Stats

Runs	Balls	Dots	1s	2s	3s	4s	5s	6s	SR	MVP	b1	b2	b3	b4	b5	b6
10	33	26	6	0	0	1	0	0	30	0.2	4	1	1	1	0	1

b7	b8	b9	b10	b11	b12	b13+
2						

Runs off Balls

2nd Innings: Bowling





Bowling Stats

O	M	R	W	Wides	NB	Economy	Av	MVP	b1	b2	b3	b4	b5	b6

Runs off Balls

Fielding Stats

Dismissals	Stumpings	Run Outs (direct)	Run Outs (throw)	Run Outs (assist)	Catches	MVP
1	0	0	0	0	1	1.25

Nathan Cameron

Team: Eastern Suburbs, El Cheapo Cars Premier 1
Played: 2019-12-14
Age: 28

MVP 5.38 Pts

1st Innings: Batting





Batting Stats

Runs	Balls	Dots	1s	2s	3s	4s	5s	6s	SR	MVP	b1	b2	b3	b4	b5	b6
		0	0	0	0	0	0	0		0.0						

b7	b8	b9	b10	b11	b12	b13+

Runs off Balls

2nd Innings: Bowling





Bowling Stats

O	M	R	W	Wides	NB	Economy	Av	MVP	b1	b2	b3	b4	b5	b6
10	1	37	3	1	0	3.7	12.33	5.38	11	11	1	6	3	3

b7	b8	b9	b10	b11	b12	b13+
2	0	0	0	0	0	0

Runs off Balls

Olly Batchelor

Team: Eastern Suburbs, El Cheapo Cars Premier 1
Played: 2019-12-14
Age: 24

MVP 14.69 Pts

1st Innings: Batting





Batting Stats

Runs	Balls	Dots	1s	2s	3s	4s	5s	6s	SR	MVP	b1	b2	b3	b4	b5	b6
99	110	57	32	8	1	12	0	0	90	14.69	13	29	15	17	6	18

b7	b8	b9	b10	b11	b12	b13+
1	0	0				

Runs off Balls

2nd Innings: Bowling





Bowling Stats

O	M	R	W	Wides	NB	Economy	Av	MVP	b1	b2	b3	b4	b5	b6

Runs off Balls

Jimad Khan

Team: Eastern Suburbs, El Cheapo Cars Premier 1
Played: 2019-12-14
R/H Batsmen
Age: 32

MVP 0.18 Pts

1st Innings: Batting





Batting Stats

Runs off Balls

Runs	Balls	Dots	1s	2s	3s	4s	5s	6s	SR	MVP	b1	b2	b3	b4	b5	b6
8	26	21	4	0	0	1	0	0	31	0.18	0	1	1	0	1	5

2nd Innings: Bowling





Bowling Stats

Runs off Balls

O	M	R	W	Wides	NB	Economy	Av	MVP	b1	b2	b3	b4	b5	b6

Unsure

Team: Eastern Suburbs, El Cheapo Cars Premier 1
Played: 2019-12-14

1st Innings: Batting





Batting Stats

Runs off Balls

Runs	Balls	Dots	1s	2s	3s	4s	5s	6s	SR	MVP	b1	b2	b3	b4	b5	b6
		0	0	0	0	0	0	0		0.0						

b7	b8	b9	b10	b11	b12	b13+

2nd Innings: Bowling





Bowling Stats

Runs off Balls

O	M	R	W	Wides	NB	Economy	Av	MVP	b1	b2	b3	b4	b5	b6

Unsure 1

Team: Eastern Suburbs, El Cheapo Cars Premier 1
Played: 2019-12-14

1st Innings: Batting





Batting Stats

Runs off Balls

Runs	Balls	Dots	1s	2s	3s	4s	5s	6s	SR	MVP	b1	b2	b3	b4	b5	b6
		0	0	0	0	0	0	0		0.0						

b7	b8	b9	b10	b11	b12	b13+

2nd Innings: Bowling





Bowling Stats

Runs off Balls

O	M	R	W	Wides	NB	Economy	Av	MVP	b1	b2	b3	b4	b5	b6

B Senadeera

MVP 0.38 Pts

Team: Johnsonville Cricket Club., Russell Properties Ltd Johnsonville...
Played: 2019-12-14
R/H Batsmen
Age: 25

1st Innings: Bowling





Bowling Stats

O	M	R	W	Wides	NB	Economy	Av	MVP	b1	b2	b3	b4	b5	b6
6	0	23	0	5	0	3.83	-	0.15	2	6	6	1	4	3

b7	b8	b9	b10	b11	b12	b13+
1	0	0	0	0	0	0

Runs off Balls

2nd Innings: Batting





Batting Stats

Runs	Balls	Dots	1s	2s	3s	4s	5s	6s	SR	MVP	b1	b2	b3	b4	b5	b6
2	2	1	0	1	0	0	0	0	100	0.24	0	0	0	0	2	0

Runs off Balls

S A Mudgway †

MVP 5.81 Pts

Team: Johnsonville Cricket Club., Russell Properties Ltd Johnsonville...
Played: 2019-12-14
R/H Batsmen, Wicket-keeper
Age: 32

1st Innings: Bowling





Bowling Stats

O	M	R	W	Wides	NB	Economy	Av	MVP	b1	b2	b3	b4	b5	b6

Runs off Balls

Fielding Stats

Dismissals	Stumpings	Run Outs (direct)	Run Outs (throw)	Run Outs (assist)	Catches	MVP
2	0	0	0	1	1	3.39

2nd Innings: Batting





Batting Stats

Runs	Balls	Dots	1s	2s	3s	4s	5s	6s	SR	MVP	b1	b2	b3	b4	b5	b6
29	56	39	12	2	1	1	0	1	52	2.42	9	2	4	4	3	7

Runs off Balls

R Weerasundara

MVP 2.4 Pts

Team: Johnsonville Cricket Club., Russell Properties Ltd Johnsonville...
Played: 2019-12-14
R/H Batsmen, R/A Bowler Off Spin
Age: 24

1st Innings: Bowling





Bowling Stats

O	M	R	W	Wides	NB	Economy	Av	MVP	b1	b2	b3	b4	b5	b6

Runs off Balls

Fielding Stats

Dismissals	Stumpings	Run Outs (direct)	Run Outs (throw)	Run Outs (assist)	Catches	MVP
1	0	0	0	0	1	1.39

2nd Innings: Batting





Batting Stats

Runs	Balls	Dots	1s	2s	3s	4s	5s	6s	SR	MVP	b1	b2	b3	b4	b5	b6
13	26	18	5	2	0	1	0	0	50	1.01	2	5	4	2	0	0

Runs off Balls

L Burling

MVP 8.34 Pts

Team: Johnsonville Cricket Club., Russell Properties Ltd Johnsonville...
Played: 2019-12-14
Age: 20

1st Innings: Bowling





Bowling Stats

O	M	R	W	Wides	NB	Economy	Av	MVP	b1	b2	b3	b4	b5	b6

Runs off Balls

Fielding Stats

Dismissals	Stumpings	Run Outs (direct)	Run Outs (throw)	Run Outs (assist)	Catches	MVP
2	0	0	0	0	2	4.03

2nd Innings: Batting





Batting Stats

Runs	Balls	Dots	1s	2s	3s	4s	5s	6s	SR	MVP	b1	b2	b3	b4	b5	b6
39	54	33	12	2	1	5	0	0	72	4.31	5	13	0	11	8	2

b7	b8	b9	b10	b11	b12	b13+
0						

Runs off Balls

G R Severin

MVP 1.58 Pts

Team: Johnsonville Cricket Club., Russell Properties Ltd Johnsonville...
Played: 2019-12-14
Age: 19

1st Innings: Bowling





Bowling Stats

Runs off Balls

O	M	R	W	Wides	NB	Economy	Av	MVP	b1	b2	b3	b4	b5	b6

2nd Innings: Batting





Batting Stats

Runs off Balls

Runs	Balls	Dots	1s	2s	3s	4s	5s	6s	SR	MVP	b1	b2	b3	b4	b5	b6
23	51	34	13	3	0	1	0	0	45	1.58	5	1	7	1	1	8

b7	b8	b9	b10	b11	b12	b13+
0	0					

J T A Burnham

MVP 7.88 Pts

Team: Johnsonville Cricket Club., Russell Properties Ltd Johnsonville...
Played: 2019-12-14
R/H Batsmen, R/A Bowler Medium Fast
Age: 22

1st Innings: Bowling





Bowling Stats

O	M	R	W	Wides	NB	Economy	Av	MVP	b1	b2	b3	b4	b5	b6
9	0	47	2	5	0	5.22	23.5	2.37	6	6	11	8	7	3

b7	b8	b9	b10	b11	b12	b13+
6	0	0	0	0	0	0

Runs off Balls

2nd Innings: Batting





Batting Stats

Runs	Balls	Dots	1s	2s	3s	4s	5s	6s	SR	MVP	b1	b2	b3	b4	b5	b6
42	41	21	9	1	3	5	0	0	102	5.51	5	5	1	10	10	7

b7	b8	b9	b10	b11	b12	b13+
4						

Runs off Balls

Chris Leach *

MVP 3.37 Pts

Team: Johnsonville Cricket Club., Russell Properties Ltd Johnsonville...
Played: 2019-12-14
Age: 30

1st Innings: Bowling





Bowling Stats

O	M	R	W	Wides	NB	Economy	Av	MVP	b1	b2	b3	b4	b5	b6

Runs off Balls

Fielding Stats

Dismissals	Stumpings	Run Outs (direct)	Run Outs (throw)	Run Outs (assist)	Catches	MVP
1	0	0	0	0	1	1.25

2nd Innings: Batting





Batting Stats

Runs	Balls	Dots	1s	2s	3s	4s	5s	6s	SR	MVP	b1	b2	b3	b4	b5	b6
20	27	13	10	3	0	1	0	0	74	2.12	4	6	2	4	2	0

b7	b8	b9	b10	b11	b12	b13+
2						

Runs off Balls

HS Smith

MVP 3.7 Pts

Team: Johnsonville Cricket Club., Russell Properties Ltd Johnsonville...
Played: 2019-12-14
R/H Batsmen, R/A Bowler Medium
Age: 19

1st Innings: Bowling





Bowling Stats

O	M	R	W	Wides	NB	Economy	Av	MVP	b1	b2	b3	b4	b5	b6
8	0	39	1	0	0	4.88	39.0	1.32	11	10	2	7	3	6

b7	b8	b9	b10	b11	b12	b13+
0	0	0	0	0	0	0

Runs off Balls

Fielding Stats

Dismissals	Stumpings	Run Outs (direct)	Run Outs (throw)	Run Outs (assist)	Catches	MVP
1	0	0	0	0	1	1.8

2nd Innings: Batting





Batting Stats

Runs	Balls	Dots	1s	2s	3s	4s	5s	6s	SR	MVP	b1	b2	b3	b4	b5	b6
6	9	8	0	0	0	0	0	1	67	0.59	0	6	0	0	0	0

Runs off Balls

Ricky Joseph

MVP 4.16 Pts

Team: Johnsonville Cricket Club., Russell Properties Ltd Johnsonville...
Played: 2019-12-14
R/H Batsmen
Age: 30

1st Innings: Bowling





Bowling Stats

O	M	R	W	Wides	NB	Economy	Av	MVP	b1	b2	b3	b4	b5	b6
10	1	30	1	0	1	3.0	30.0	2.74	2	5	4	2	6	11

Runs off Balls

b7	b8	b9	b10	b11	b12	b13+
0	0	0	0	0	0	0

Fielding Stats

Dismissals	Stumpings	Run Outs (direct)	Run Outs (throw)	Run Outs (assist)	Catches	MVP
1	0	0	1	0	0	1.46

2nd Innings: Batting





Batting Stats

Runs	Balls	Dots	1s	2s	3s	4s	5s	6s	SR	MVP	b1	b2	b3	b4	b5	b6
0	1	1	0	0	0	0	0	0	0	-0.04	0	0	0	0	0	0

Runs off Balls

Z Ringrose

MVP 8.09 Pts

Team: Johnsonville Cricket Club., Russell Properties Ltd Johnsonville...
Played: 2019-12-14
Age: 25

1st Innings: Bowling





Bowling Stats

O	M	R	W	Wides	NB	Economy	Av	MVP	b1	b2	b3	b4	b5	b6
10	1	34	3	0	0	3.4	11.33	7.66	3	4	7	8	6	6

b7	b8	b9	b10	b11	b12	b13+
0	0	0	0	0	0	0

Runs off Balls

2nd Innings: Batting





Batting Stats

Runs	Balls	Dots	1s	2s	3s	4s	5s	6s	SR	MVP	b1	b2	b3	b4	b5	b6
6	13	8	4	1	0	0	0	0	46	0.43	0	3	1	0	1	0

b7	b8	b9	b10	b11	b12	b13+
1						

Runs off Balls

DS McAlister

MVP 0.33 Pts

Team: Johnsonville Cricket Club., Russell Properties Ltd Johnsonville...
Played: 2019-12-14
R/H Batsmen, R/A Bowler Medium Fast
Age: 22

1st Innings: Bowling





Bowling Stats

O	M	R	W	Wides	NB	Economy	Av	MVP	b1	b2	b3	b4	b5	b6
7	0	32	0	1	0	4.57	-	-0.14	3	7	5	6	4	7

b7	b8	b9	b10	b11	b12	b13+
0	0	0	0	0	0	0

Runs off Balls

2nd Innings: Batting





Batting Stats

Runs	Balls	Dots	1s	2s	3s	4s	5s	6s	SR	MVP	b1	b2	b3	b4	b5	b6
5	8	4	3	1	0	0	0	0	62	0.47	0	1	1	3	0	0

Runs off Balls

Notes: