Match Report

Eastern Suburbs, Stags (Seniors) vs Brooklyn Cricket Club., Windmuppets

Eastern Suburbs, Stags (Seniors) - Won by 37 runs

Date: Sat 15 Feb 2020
Location: New Zealand - Wellington
Match Type: Twenty20
Scorer: Tim Jefferies
Toss: Eastern Suburbs, Stags (Seniors) won the toss and elected to Bat
URL: https://www.crichq.com/matches/823588

	Eastern Suburbs, Stags (Seniors)		Brooklyn Cricket Club., Windmuppets
Score	**211-5**	Score	**174-7**
Overs	**20.0**	Overs	**20.0**
	John Lee *		Paul Carruthers
	Stephen Gregory		Stephen Metherell
	Ben Coley		Dan Wilkinson
	Michael Lee		Hayden Ward
	Karl De Rose		Matt Meecham
	James South		Damian Sainsbury †
	Jack Fisher		Rikki Willis
	Simon George †		Thomas
	Hamish Thomsen		jack weaver
	Tom Lynsey		Dr Tim Jefferies
	Vikram Jaya		Rob Apperido

Scorecards

1st Innings | Batting: Eastern Suburbs, Stags (Seniors)			R	B	4's	6's	SR
John Lee *	. . 4 4 . . . . 6 . . //	lbw b Dan Wilkinson	14	11	2	1	127.27
Michael Lee	.	c Hayden Ward b Dan Wilkinson	0	1	0	0	0.0
James South	. . . 4 1 . 1 1 . 4 1 1 4 1 . . 1 . 1 6 1 4 1 1 1 . 1 1 1 1 2 4 . 1 1 . 1 2 2 1 1 1 . 4 4 4 1 6 1 4	not out	78	50	9	2	156.0
Stephen Gregory	. . . . . 1 1 . . 4 6 1 6 1 .	b Thomas	20	15	1	2	133.33
Simon George †	. 1 1 . . . 1 1 1 4 . 1 4 . 1 4 . 1 1 1 4 . 6 . . 1 1 4 6 . .	b Stephen Metherell	44	33	5	2	133.33
Hamish Thomsen	1 1 4 . 6 .	c Damian Sainsbury † b Stephen Metherell	12	6	1	1	200.0
Jack Fisher	. 4 6 . . .	not out	10	6	1	1	166.67
Extras	(w 23, nb 6, b 3, lb 1)		33				
Total	**(5 wickets; 20.0 overs)**		**211**				**10.55 RPO**

Did Not Bat:["Ben Coley", "Karl De Rose", "Tom Lynsey", "Vikram Jaya"]

Fall of Wicket: 9-1 (Michael Lee 1.1 ov), 25-2 (John Lee 3.3 ov), 77-3 (Stephen Gregory 8.1 ov), 163-4 (Simon George 16.4 ov), 195-5 (Hamish Thomsen 18.5 ov)

Bowling: Brooklyn Cricket Club., Windmuppets	O	M	R	W	EC	AV	EX
Stephen Metherell	4.0	0	46	2	11.50	23.00	(w 2)
Dan Wilkinson	4.0	1	26	2	6.50	13.00	
Matt Meecham	1.0	0	10	0	10.00	-	(w 3)
Damian Sainsbury †	1.0	0	15	0	15.00	-	(w 4)
Rikki Willis	2.0	0	31	0	15.50	-	(w 10)
Thomas	3.0	0	27	1	9.00	27.00	(w 2, nb 5)
Hayden Ward	4.0	0	40	0	10.00	-	(nb 1)
jack weaver	1.0	0	12	0	12.00	-	(w 2)

2nd Innings | Batting: Brooklyn Cricket Club., Windmuppets			R	B	4's	6's	SR
Matt Meecham	. 4 . 1 1 . 4 . . 4 4 4 . 4 . 4 . . . . . 1 4 . //	c Michael Lee b Vikram Jaya	35	25	8	0	140.0
Dr Tim Jefferies	4 . . . 4 1 . //	c Ben Coley b Ben Coley	9	7	2	0	128.57
Damian Sainsbury †	. 1 . 4 . 4 4 . 1 . 6 . 1 1 . //	c James South b Hamish Thomsen	22	15	3	1	146.67
jack weaver	. 1 . . . 1 1 1 4 4 . . 5 . . 1 . . 1 1 . 4 . . 1 4 . 2 1 . . //	run out (Vikram Jaya)	32	31	4	0	103.23
Rob Apperido	. . 2 1 . //	st Simon George † b Karl De Rose	3	5	0	0	60.0
Dan Wilkinson	1 4 . 1 . 4 1 . . 1 1 . 4 4 1 1 1 2 1 . 6 4 . . 6 1 1	not out	49	34	6	2	144.12
Hayden Ward	. . //	c Tom Lynsey b Tom Lynsey	0	2	0	0	0.0
Thomas	1 .	c Simon George † b Michael Lee	1	2	0	0	50.0
Extras	(w 22, nb 1)		23				
Total	**(7 wickets; 20.0 overs)**		**174**				**8.70 RPO**

Did Not Bat:["Paul Carruthers", "Stephen Metherell", "Rikki Willis"]

Fall of Wicket: 19-1 (Dr Tim Jefferies 2.1 ov), 74-2 (Matt Meecham 7.2 ov), 77-3 (Damian Sainsbury 8.1 ov), 84-4 (Rob Apperido 9.6 ov), 155-5 (jack weaver 17.2 ov), 166-6 (Hayden Ward 18.2 ov), 174-7 (Thomas 19.6 ov)

Bowling: Eastern Suburbs, Stags (Seniors)	O	M	R	W	EC	AV	EX
Ben Coley	2.0	0	29	1	14.50	29.00	(w 8)
Vikram Jaya	4.0	0	26	1	6.50	26.00	
Tom Lynsey	4.0	0	42	1	10.50	42.00	(w 8)
Hamish Thomsen	4.0	0	38	1	9.50	38.00	(w 4)
Karl De Rose	2.0	0	16	1	8.00	16.00	(nb 1)
Michael Lee	4.0	0	23	1	5.75	23.00	(w 2)

Eastern Suburbs, Stags (Seniors) 211-5	**Team Report**	Brooklyn Cricket Club., Windmuppets 174-7
CricHQ Default Unknown-78(50), CricHQ Default Unknown-44(33), CricHQ Default Unknown-20(15)	Three highest scores	Dan Wilkinson-49(34), Matt Meecham-35(25), jack weaver-32(31)
Unknown, Unknown-86(59), Unknown, Unknown-52(35), Unknown, Unknown-32(35)	Three highest partnerships	jack weaver, Dan Wilkinson-71(50), Matt Meecham, Damian Sainsbury-55(37), Matt Meecham, Dr Tim Jefferies-19(37)
0 | 0.0% of total overs	Maidens faced	0 | 0.0% of total overs
17 | 13.93% of total balls	Wides faced	18 | 14.88% of total balls
2 | 1.64% of total balls	No Balls faced	1 | 0.83% of total balls
49 | 40.16% of total balls	Dot Balls faced	61 | 50.41% of total balls
42 | 19.91% of total runs	1s scored	30 | 17.24% of total runs
3 | 2.84% of total runs	2s scored	3 | 3.45% of total runs
0 | 0.0% of total runs	3s scored	0 | 0.0% of total runs
19 | 36.02% of total runs	4s scored	23 | 52.87% of total runs
0 | 0.0% of total runs	5s scored	1 | 2.87% of total runs
9 | 25.59% of total runs	6s scored	3 | 10.34% of total runs
37 (20) | 17.54% of total runs	Runs scored off 1st ball of over	22 (20) | 12.64% of total runs
23 (20) | 10.9% of total runs	Runs scored off 2nd ball of over	18 (20) | 10.34% of total runs
14 (20) | 6.64% of total runs	Runs scored off 3rd ball of over	20 (20) | 11.49% of total runs
33 (20) | 15.64% of total runs	Runs scored off 4th ball of over	15 (20) | 8.62% of total runs
20 (20) | 9.48% of total runs	Runs scored off 5th ball of over	25 (20) | 14.37% of total runs
29 (20) | 13.74% of total runs	Runs scored off 6th ball of over	32 (20) | 18.39% of total runs
13 (10) | 6.16% of total runs	Runs scored off 7th ball of over	7 (11) | 4.02% of total runs
1 (5) | 0.47% of total runs	Runs scored off 8th ball of over	4 (4) | 2.3% of total runs
7 (3) | 3.32% of total runs	Runs scored off 9th ball of over	4 (2) | 2.3% of total runs
1 (1) | 0.47% of total runs	Runs scored off 10th ball of over	4 (2) | 2.3% of total runs

1st Innings - Eastern Suburbs, Stags (Seniors)

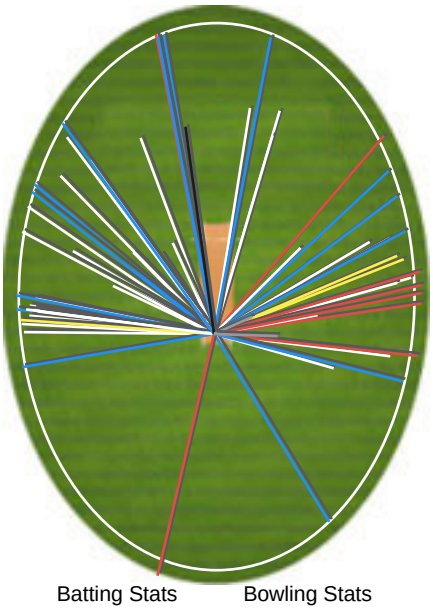

Key:

- Dots
- 1's
- 2's
- 3's
- 4's
- 5's
- 6's
- W's

Batting Stats		Bowling Stats	
Runs	211	Overs	20.0
Balls	111	Maiden	0
Dot Balls	49	Wickets	5
1s	42	Wides	17
2s	3	No Balls	2
3s	0	Economy	10.55
4s	19		
5s	0		
6s	9		

2nd Innings - Brooklyn..., Windmuppets



Batting Stats		Bowling Stats	
Runs	174	Overs	20.0
Balls	113	Maiden	0
Dot Balls	61	Wickets	7
1s	30	Wides	18
2s	3	No Balls	1
3s	0	Economy	8.7
4s	23		
5s	1		
6s	3		

Match Partnerships

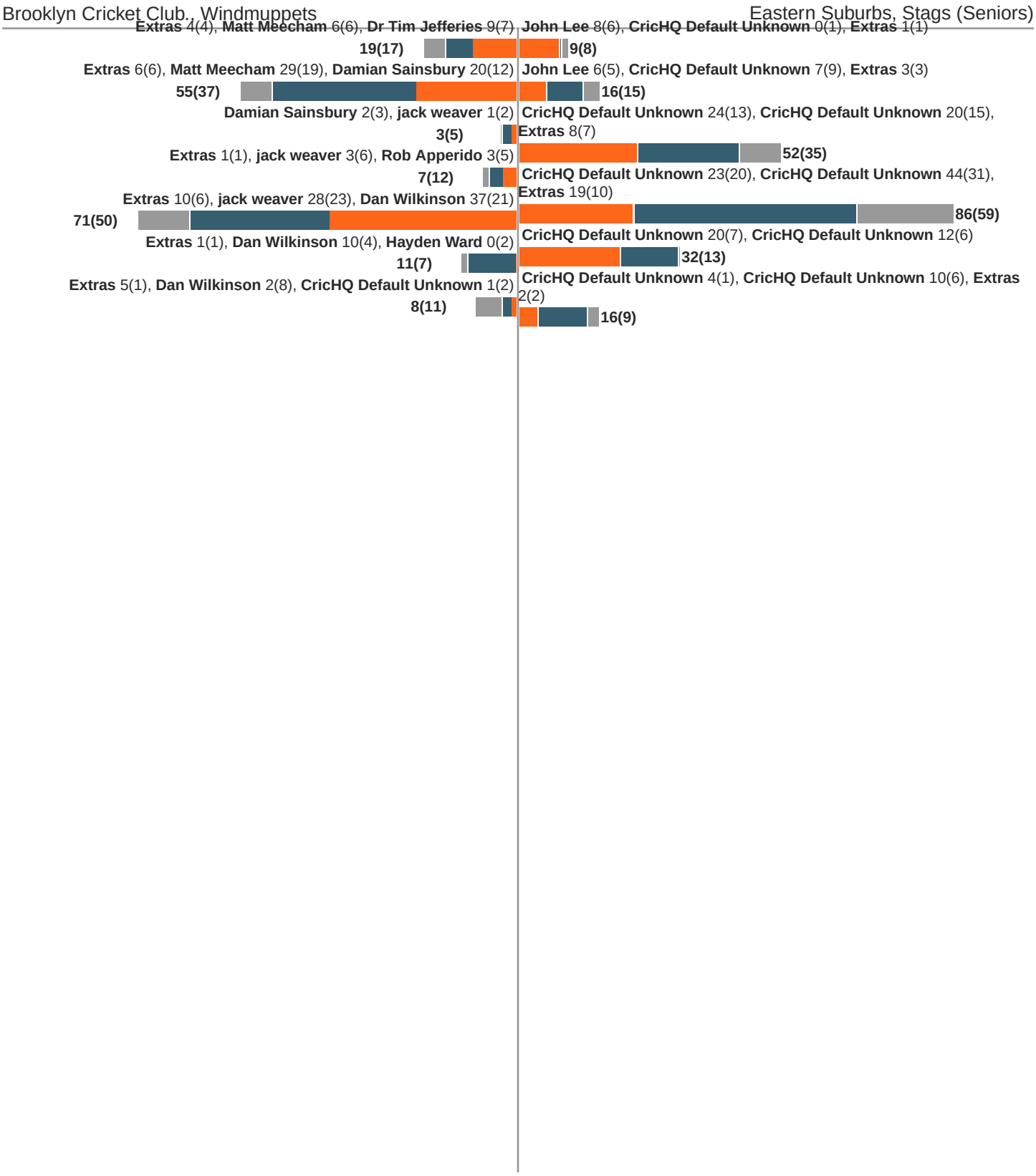

MVP Leaderboard

Dan Wilkinson First Place
12.2 MVP Points

Rank	Player	MVP Points	Team
1	Dan Wilkinson James South	12.2	Brooklyn Cricket Club., Windmuppets
2		8.79	Eastern Suburbs, Stags (Seniors)
3	Stephen Metherell	3.78	Brooklyn Cricket Club., Windmuppets
4	Matt Meecham Simon George †	3.68	Brooklyn Cricket Club., Windmuppets
5		3.54	Eastern Suburbs, Stags (Seniors)
6	Damian Sainsbury † Thomas	3.08	Brooklyn Cricket Club., Windmuppets
7	Michael Lee	2.91	Brooklyn Cricket Club., Windmuppets
8	Hamish Thomsen	2.32	Eastern Suburbs, Stags (Seniors)
9	Vikram Jaya	2.28	Eastern Suburbs, Stags (Seniors)
10		2.13	Eastern Suburbs, Stags (Seniors)
11	jack weaver Karl De Rose	2.01	Brooklyn Cricket Club., Windmuppets
12		1.51	Eastern Suburbs, Stags (Seniors)
13	Hayden Ward Stephen Gregory	1.43	Brooklyn Cricket Club., Windmuppets
14	Jack Fisher	1.36	Eastern Suburbs, Stags (Seniors)
15		0.95	Eastern Suburbs, Stags (Seniors)

Rank	Player	MVP Points	Team
16	John Lee *	0.87	Eastern Suburbs, Stags (Seniors)
17	Dr Tim Jefferies Tom Lynsey	0.79	Brooklyn Cricket Club., Windmuppets
18	Ben Coley	0.63	Eastern Suburbs, Stags (Seniors)
19		0.21	Eastern Suburbs, Stags (Seniors)
20	Paul Carruthers	0.0	Brooklyn Cricket Club., Windmuppets
21	Rob Apperido	-0.13	Brooklyn Cricket Club., Windmuppets
22	Rikki Willis	-0.99	Brooklyn Cricket Club., Windmuppets

1st Innings: 211-5 (20.0 Overs)

Bowling: Brooklyn Cricket Club., Windmuppets

Power Play	Over	Runs	Balls	Wicket	RPO	Total	Bowler
	1	9	. . 4 wd 4 . .	0	7.71	9	Stephen Metherell
	2	5	W . . . 4 1	1	7.0	14	Dan Wilkinson
	3	10	. 1 . by+1 1 wd 6	1	7.58	24	Stephen Metherell
	4	1	by+1 . W . . .	2	6.25	25	Dan Wilkinson
	5	10	4 1 . . wd 1 wd wd 1	2	6.36	35	Matt Meecham
	6	7	4 1 1 . . 1	2	7.0	42	Dan Wilkinson
	7	15	wd . 1 . . 4 wd wd+1 6	2	7.6	57	Damian Sainsbury
	8	20	6 1 1 6 wd 1 4	2	9.43	77	Rikki Willis
	9	6	W . wd 1 1 wd 1 1	3	8.89	83	
	10	13	wd+1 wd+4 wd lb+1 1 . by+1 . wd 1	3	9.0	96	Rikki Willis
	11	6	1 1 1 1 1 1	3	9.27	102	
	12	11	4 . 1 2 4 .	3	9.42	113	Hayden Ward
	13	15	4 nb+4 . 1 1 4 .	3	9.72	128	
	14	7	1 1 . 1 nb 1 2	3	9.53	135	Hayden Ward
	15	14	1 2 1 4 . 6	3	9.93	149	Dan Wilkinson
	16	4	1 . . 1 1 1	3	9.56	153	Hayden Ward
	17	11	4 6 . W 1 .	4	9.65	164	Stephen Metherell
	18	18	1 4 4 4 1 4	4	10.11	182	Hayden Ward
	19	17	6 1 . 6 W 4	5	10.47	199	Stephen Metherell
	20	12	. 4 wd 6 wd . . .	5	10.38	211	jack weaver

2nd Innings: 174-7 (20.0 Overs)

Bowling: Eastern Suburbs, Stags (Seniors)

Power Play	Over	Runs	Balls	Wicket	RPO	Total	Bowler
	1	13	wd wd . wd 4 . 1 wd 4 .	0	7.8	13	Ben Coley
	2	6	1 . . 4 1 .	0	9.5	19	Vikram Jaya
	3	16	W 4 wd wd . wd . 4 wd 4	1	9.55	35	Ben Coley
	4	9	. 1 4 . 4 .	1	11.0	44	Vikram Jaya
	5	13	. 4 . wd 4 4 .	1	11.03	57	Tom Lynsey
	6	4	4	1	10.17	61	Vikram Jaya
	7	9	1 . wd 1 . 6 .	1	9.77	70	Tom Lynsey
	8	7	4 W 1 . 1 1	2	9.63	77	Vikram Jaya
	9	2	W . . . wd 1 .	3	8.62	79	Hamish Thomsen
	10	5	1 . 2 1 1 W	4	8.4	84	Karl De Rose
	11	15	4 4 . . wd 5 1	4	8.87	99	Hamish Thomsen
	12	11	nb+5 4 . 1 . . 1	4	9.04	110	Karl De Rose
	13	6	. . 1 . 4 1	4	8.92	116	Hamish Thomsen
	14	4	. . 1 1 wd 1 .	4	8.47	120	Michael Lee
	15	15	. wd 4 4 wd 1 4 .	4	8.8	135	Hamish Thomsen
	16	8	1 . 1 1 4 wd .	4	8.85	143	Michael Lee
	17	12	2 1 2 1 . 6	4	9.12	155	Tom Lynsey
	18	10	. W 4 . . 6	5	9.17	165	Michael Lee
	19	8	. wd W 1 1 wd+4 . .	6	8.95	173	Tom Lynsey
	20	1	. . . . 1 W	7	8.7	174	Michael Lee

Paul Carruthers

Team: Brooklyn Cricket Club., Windmuppets
Played: 2020-02-15
Age: 43

1st Innings: Bowling





Bowling Stats

O	M	R	W	Wides	NB	Economy	Av	MVP	b1	b2	b3	b4	b5	b6

Runs off Balls

Dots, 2's, 4's, 6's, 1's, 3's, 5's, W's

2nd Innings: Batting





Batting Stats

Runs	Balls	Dots	1s	2s	3s	4s	5s	6s	SR	MVP	b1	b2	b3	b4	b5	b6
		0	0	0	0	0	0	0		0.0						

b7	b8	b9	b10	b11	b12	b13+

Runs off Balls

Dots, 2's, 4's, 6's, 1's, 3's, 5's, W's

Stephen Metherell

Team: Brooklyn Cricket Club., Windmuppets
Played: 2020-02-15
Age: 48

MVP 3.78 Pts

1st Innings: Bowling







Bowling Stats

O	M	R	W	Wides	NB	Economy	Av	MVP
4	0	46	2	2	0	11.5	23.0	3.78

Runs off Balls

b1	b2	b3	b4	b5	b6
10	8	4	7	6	5

b7	b8	b9	b10	b11	b12	b13+
6	0	0	0	0	0	0

Dots, 2's, 4's, 6's, 1's, 3's, 5's, W's

2nd Innings: Batting





Batting Stats

Runs	Balls	Dots	1s	2s	3s	4s	5s	6s	SR	MVP
		0	0	0	0	0	0	0		0.0

Runs off Balls

b1	b2	b3	b4	b5	b6

b7	b8	b9	b10	b11	b12	b13+

Dots, 2's, 4's, 6's, 1's, 3's, 5's, W's

Dan Wilkinson

Team: Brooklyn Cricket Club., Windmuppets
Played: 2020-02-15
R/H Batsmen, R/A Bowler Leg Spin
Age: 42

MVP 12.2 Pts

1st Innings: Bowling







Dots 2's 4's 6's
1's 3's 5's W's

Bowling Stats

O	M	R	W	Wides	NB	Economy	Av	MVP
4	1	26	2	0	0	6.5	13.0	6.3

Runs off Balls

b1	b2	b3	b4	b5	b6
5	3	2	4	4	8

b7	b8	b9	b10	b11	b12	b13+
0	0	0	0	0	0	0

2nd Innings: Batting





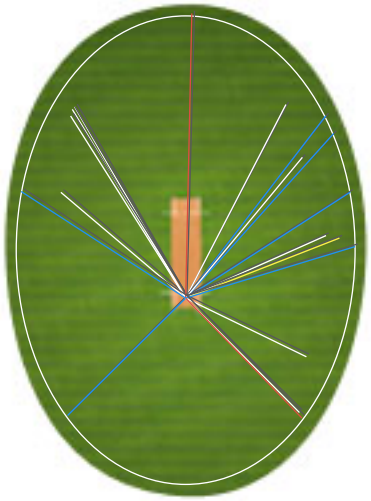

Dots 2's 4's 6's
1's 3's 5's W's

Batting Stats

Runs	Balls	Dots	1s	2s	3s	4s	5s	6s	SR	MVP
49	34	14	11	1	0	5	0	2	144	5.9

Runs off Balls

b1	b2	b3	b4	b5	b6
7	5	9	7	5	15

b7	b8	b9	b10	b11	b12	b13+
1	0					

Hayden Ward

Team: Brooklyn Cricket Club., Windmuppets
Played: 2020-02-15
R/H Batsmen, R/A Bowler Off Spin
Age: 39

MVP 1.43 Pts

1st Innings: Bowling







Dots 2's 4's 6's
1's 3's 5's W's

Bowling Stats

O	M	R	W	Wides	NB	Economy	Av	MVP
4	0	40	0	0	1	10.0	-	0.22

Runs off Balls

b1	b2	b3	b4	b5	b6
7	5	5	8	7	6

b7	b8	b9	b10	b11	b12	b13+
2	0	0	0	0	0	0

Fielding Stats

Dismissals	Stumpings	Run Outs (direct)	Run Outs (throw)	Run Outs (assist)	Catches	MVP
1	0	0	0	0	1	1.5

2nd Innings: Batting





Dots 2's 4's 6's
1's 3's 5's W's

Batting Stats

Runs	Balls	Dots	1s	2s	3s	4s	5s	6s	SR	MVP
0	2	2	0	0	0	0	0	0	0	-0.29

Runs off Balls

b1	b2	b3	b4	b5	b6
0	0	0	0	0	0

Matt Meecham

Team: Brooklyn Cricket Club., Windmuppets
Played: 2020-02-15
Age: 45

MVP 3.68 Pts

1st Innings: Bowling





Bowling Stats

O	M	R	W	Wides	NB	Economy	Av	MVP
1	0	10	0	3	0	10.0	-	0.06

Runs off Balls

b1	b2	b3	b4	b5	b6
4	1	0	0	1	1

b7	b8	b9	b10	b11	b12	b13+
1	1	1	0	0	0	0

Dots, 2's, 4's, 6's, 1's, 3's, 5's, W's

2nd Innings: Batting







Batting Stats

Runs	Balls	Dots	1s	2s	3s	4s	5s	6s	SR	MVP
35	25	14	3	0	0	8	0	0	140	3.62

Runs off Balls

b1	b2	b3	b4	b5	b6
9	4	4	1	8	0

b7	b8	b9	b10	b11	b12	b13+
1	4	0	4			

Dots, 2's, 4's, 6's, 1's, 3's, 5's, W's

Damian Sainsbury †

Team: Brooklyn Cricket Club., Windmuppets
Played: 2020-02-15
Wicket-keeper
Age: 46

MVP 3.08 Pts

1st Innings: Bowling







Dots 2's 4's 6's
1's 3's 5's W's

Bowling Stats

O	M	R	W	Wides	NB	Economy	Av	MVP
1	0	15	0	3	0	15.0	-	-0.45

Runs off Balls

b1	b2	b3	b4	b5	b6
1	0	1	0	0	4

b7	b8	b9	b10	b11	b12	b13+
1	2	6	0	0	0	0

Fielding Stats

Dismissals	Stumpings	Run Outs (direct)	Run Outs (throw)	Run Outs (assist)	Catches	MVP
1	0	0	0	0	1	1.28

2nd Innings: Batting





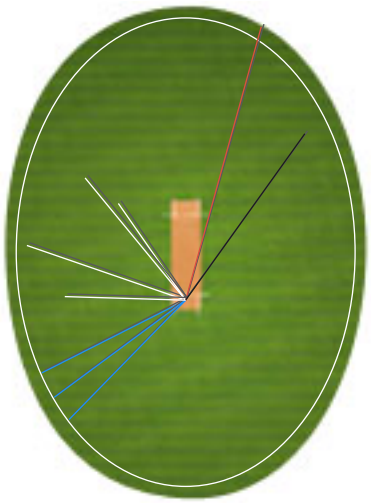

Dots 2's 4's 6's
1's 3's 5's W's

Batting Stats

Runs	Balls	Dots	1s	2s	3s	4s	5s	6s	SR	MVP
22	15	7	4	0	0	3	0	1	147	2.24

Runs off Balls

b1	b2	b3	b4	b5	b6
1	5	1	0	4	11

b7	b8	b9	b10	b11	b12	b13+
0						

Rikki Willis

Team: Brooklyn Cricket Club., Windmuppets
Played: 2020-02-15
Age: 43

MVP -0.99 Pts

1st Innings: Bowling







Bowling Stats

O	M	R	W	Wides	NB	Economy	Av	MVP
2	0	31	0	5	0	15.5	-	-0.99

Runs off Balls

b1	b2	b3	b4	b5	b6
8	6	2	6	2	1

b7	b8	b9	b10	b11	b12	b13+
4	0	1	1	0	0	0

Dots, 2's, 4's, 6's, 1's, 3's, 5's, W's

2nd Innings: Batting





Batting Stats

Runs	Balls	Dots	1s	2s	3s	4s	5s	6s	SR	MVP
		0	0	0	0	0	0	0		0.0

Runs off Balls

b1	b2	b3	b4	b5	b6

b7	b8	b9	b10	b11	b12	b13+

Dots, 2's, 4's, 6's, 1's, 3's, 5's, W's

Thomas

Team: Brooklyn Cricket Club., Windmuppets
Played: 2020-02-15

MVP 2.91 Pts

1st Innings: Bowling







Dots 2's 4's 6's
1's 3's 5's W's

Bowling Stats

O	M	R	W	Wides	NB	Economy	Av	MVP	b1	b2	b3	b4	b5	b6
3	0	27	1	2	1	9.0	27.0	3.0	5	6	2	3	3	6

Runs off Balls

b7	b8	b9	b10	b11	b12	b13+
1	1	0	0	0	0	0

2nd Innings: Batting





Dots 2's 4's 6's
1's 3's 5's W's

Batting Stats

Runs	Balls	Dots	1s	2s	3s	4s	5s	6s	SR	MVP	b1	b2	b3	b4	b5	b6
1	2	1	1	0	0	0	0	0	50	-0.09	0	0	0	0	1	0

Runs off Balls

jack weaver

Team: Brooklyn Cricket Club., Windmuppets
Played: 2020-02-15
Age: 29

MVP 2.01 Pts

1st Innings: Bowling







Bowling Stats

O	M	R	W	Wides	NB	Economy	Av	MVP
1	0	12	0	2	0	12.0	-	-0.15

Runs off Balls

b1	b2	b3	b4	b5	b6
0	4	1	6	1	0

b7	b8	b9	b10	b11	b12	b13+
0	0	0	0	0	0	0

Dots, 2's, 4's, 6's, 1's, 3's, 5's, W's

2nd Innings: Batting







Batting Stats

Runs	Balls	Dots	1s	2s	3s	4s	5s	6s	SR	MVP
32	31	16	9	1	0	4	1	0	103	2.16

Runs off Balls

b1	b2	b3	b4	b5	b6
5	4	4	2	6	6

b7	b8	b9	b10	b11	b12	b13+
5	0					

Dots, 2's, 4's, 6's, 1's, 3's, 5's, W's

Dr Tim Jefferies

Team: Brooklyn Cricket Club., Windmuppets
Played: 2020-02-15
Age: 47

MVP 0.79 Pts

1st Innings: Bowling





Bowling Stats

O	M	R	W	Wides	NB	Economy	Av	MVP	b1	b2	b3	b4	b5	b6

Runs off Balls

Dots, 2's, 4's, 6's, 1's, 3's, 5's, W's

2nd Innings: Batting







Batting Stats

Runs	Balls	Dots	1s	2s	3s	4s	5s	6s	SR	MVP	b1	b2	b3	b4	b5	b6
9	7	4	1	0	0	2	0	0	129	0.79	0	0	0	4	1	0

Runs off Balls

Dots, 2's, 4's, 6's, 1's, 3's, 5's, W's

Rob Apperido

Team: Brooklyn Cricket Club., Windmuppets
Played: 2020-02-15
Age: 44

MVP -0.13 Pts

1st Innings: Bowling





Dots 2's 4's 6's
1's 3's 5's W's

Bowling Stats

O	M	R	W	Wides	NB	Economy	Av	MVP

Runs off Balls

b1	b2	b3	b4	b5	b6

2nd Innings: Batting







Dots 2's 4's 6's
1's 3's 5's W's

Batting Stats

Runs	Balls	Dots	1s	2s	3s	4s	5s	6s	SR	MVP
3	5	3	1	1	0	0	0	0	60	-0.13

Runs off Balls

b1	b2	b3	b4	b5	b6
0	0	2	1	0	0

b7	b8	b9	b10	b11	b12	b13+
0						

John Lee *

Team: Eastern Suburbs, Stags (Seniors)
Played: 2020-02-15
Age: 24

MVP 0.87 Pts

1st Innings: Batting





Batting Stats

Runs	Balls	Dots	1s	2s	3s	4s	5s	6s	SR	MVP	b1	b2	b3	b4	b5	b6
14	11	8	0	0	0	2	0	1	127	0.87	0	0	4	0	4	0

Runs off Balls

b7	b8	b9	b10	b11	b12	b13+
6						

Dots, 2's, 4's, 6's, 1's, 3's, 5's, W's

2nd Innings: Bowling





Bowling Stats

O	M	R	W	Wides	NB	Economy	Av	MVP	b1	b2	b3	b4	b5	b6

Runs off Balls

Dots, 2's, 4's, 6's, 1's, 3's, 5's, W's

Stephen Gregory

Team: Eastern Suburbs, Stags (Seniors)
Played: 2020-02-15

MVP 1.36 Pts

1st Innings: Batting







Batting Stats

Runs	Balls	Dots	1s	2s	3s	4s	5s	6s	SR	MVP
20	15	8	4	0	0	1	0	2	133	1.36

Runs off Balls

b1	b2	b3	b4	b5	b6
6	1	1	6	0	6

b7	b8	b9	b10	b11	b12	b13+
0	0					

Dots, 2's, 4's, 6's, 1's, 3's, 5's, W's

2nd Innings: Bowling





Bowling Stats

O	M	R	W	Wides	NB	Economy	Av	MVP

Runs off Balls

b1	b2	b3	b4	b5	b6

Dots, 2's, 4's, 6's, 1's, 3's, 5's, W's

Ben Coley

Team: Eastern Suburbs, Stags (Seniors)
Played: 2020-02-15

MVP 0.21 Pts

1st Innings: Batting





Batting Stats

Runs	Balls	Dots	1s	2s	3s	4s	5s	6s	SR	MVP
		0	0	0	0	0	0	0		0.0

Runs off Balls

b1	b2	b3	b4	b5	b6	b7	b8	b9	b10	b11	b12	b13+

Dots, 2's, 4's, 6's, 1's, 3's, 5's, W's

2nd Innings: Bowling







Bowling Stats

O	M	R	W	Wides	NB	Economy	Av	MVP
2	0	29	1	8	0	14.5	29.0	0.21

Runs off Balls

b1	b2	b3	b4	b5	b6	b7	b8	b9	b10	b11	b12	b13+
1	5	1	2	4	1	1	5	5	4	0	0	0

Dots, 2's, 4's, 6's, 1's, 3's, 5's, W's

Michael Lee

Team: Eastern Suburbs, Stags (Seniors)
Played: 2020-02-15

MVP 2.32 Pts

1st Innings: Batting





Dots 2's 4's 6's
1's 3's 5's W's

Batting Stats

Runs	Balls	Dots	1s	2s	3s	4s	5s	6s	SR	MVP	b1	b2	b3	b4	b5	b6
0	1	1	0	0	0	0	0	0	0	-0.18	0	0	0	0	0	0

Runs off Balls

2nd Innings: Bowling







Dots 2's 4's 6's
1's 3's 5's W's

Bowling Stats

O	M	R	W	Wides	NB	Economy	Av	MVP	b1	b2	b3	b4	b5	b6
4	0	23	1	2	0	5.75	23.0	2.49	1	0	6	2	6	8

b7	b8	b9	b10	b11	b12	b13+
0	0	0	0	0	0	0

Runs off Balls

Karl De Rose

Team: Eastern Suburbs, Stags (Seniors)
Played: 2020-02-15

MVP 1.51 Pts

1st Innings: Batting





Batting Stats

Runs	Balls	Dots	1s	2s	3s	4s	5s	6s	SR	MVP
		0	0	0	0	0	0	0		0.0

Runs off Balls

b1	b2	b3	b4	b5	b6	b7	b8	b9	b10	b11	b12	b13+

Dots, 2's, 4's, 6's, 1's, 3's, 5's, W's

2nd Innings: Bowling







Bowling Stats

O	M	R	W	Wides	NB	Economy	Av	MVP
2	0	16	1	0	1	8.0	16.0	1.51

Runs off Balls

b1	b2	b3	b4	b5	b6	b7	b8	b9	b10	b11	b12	b13+
6	4	2	2	1	0	1	0	0	0	0	0	0

Dots, 2's, 4's, 6's, 1's, 3's, 5's, W's

James South

Team: Eastern Suburbs, Stags (Seniors)
Played: 2020-02-15

MVP 8.79 Pts

1st Innings: Batting







Batting Stats

Runs	Balls	Dots	1s	2s	3s	4s	5s	6s	SR	MVP
78	50	12	24	3	0	9	0	2	156	8.79

Runs off Balls

b1	b2	b3	b4	b5	b6
17	10	8	7	15	6

b7	b8	b9	b10	b11	b12	b13+
6	1	7	1			

2nd Innings: Bowling





Bowling Stats

O	M	R	W	Wides	NB	Economy	Av	MVP

Runs off Balls

b1	b2	b3	b4	b5	b6

Jack Fisher

Team: Eastern Suburbs, Stags (Seniors)
Played: 2020-02-15

MVP 0.95 Pts

1st Innings: Batting







Batting Stats

Runs	Balls	Dots	1s	2s	3s	4s	5s	6s	SR	MVP	b1	b2	b3	b4	b5	b6
10	6	4	0	0	0	1	0	1	167	0.95	0	4	0	6	0	0

Runs off Balls

b7	b8	b9	b10	b11	b12	b13+
0	0					

Dots, 2's, 4's, 6's, 1's, 3's, 5's, W's

2nd Innings: Bowling





Bowling Stats

O	M	R	W	Wides	NB	Economy	Av	MVP	b1	b2	b3	b4	b5	b6

Runs off Balls

Dots, 2's, 4's, 6's, 1's, 3's, 5's, W's

Simon George †

Team: Eastern Suburbs, Stags (Seniors)
Played: 2020-02-15

MVP 3.54 Pts

1st Innings: Batting







Dots 2's 4's 6's
1's 3's 5's W's

Batting Stats

Runs	Balls	Dots	1s	2s	3s	4s	5s	6s	SR	MVP
44	33	12	12	0	0	5	0	2	133	3.54

Runs off Balls

b1	b2	b3	b4	b5	b6	b7	b8	b9	b10	b11	b12	b13+
13	8	1	8	0	13	1						

2nd Innings: Bowling





Dots 2's 4's 6's
1's 3's 5's W's

Bowling Stats

O	M	R	W	Wides	NB	Economy	Av	MVP

Runs off Balls

b1	b2	b3	b4	b5	b6

Hamish Thomsen

Team: Eastern Suburbs, Stags (Seniors)
Played: 2020-02-15

MVP 2.28 Pts

1st Innings: Batting







Batting Stats

Runs	Balls	Dots	1s	2s	3s	4s	5s	6s	SR	MVP	b1	b2	b3	b4	b5	b6
12	6	2	2	0	0	1	0	1	200	1.35	1	0	0	6	1	4

Runs off Balls

Dots, 2's, 4's, 6's, 1's, 3's, 5's, W's

2nd Innings: Bowling







Bowling Stats

O	M	R	W	Wides	NB	Economy	Av	MVP	b1	b2	b3	b4	b5	b6
4	0	38	1	4	0	9.5	38.0	0.93	4	5	5	4	7	8

b7	b8	b9	b10	b11	b12	b13+
5	0	0	0	0	0	0

Runs off Balls

Dots, 2's, 4's, 6's, 1's, 3's, 5's, W's

Tom Lynsey

Team: Eastern Suburbs, Stags (Seniors)
Played: 2020-02-15

MVP 0.63 Pts

1st Innings: Batting





Batting Stats

Runs	Balls	Dots	1s	2s	3s	4s	5s	6s	SR	MVP
		0	0	0	0	0	0	0		0.0

Runs off Balls

b1	b2	b3	b4	b5	b6	b7	b8	b9	b10	b11	b12	b13+

Dots, 2's, 4's, 6's, 1's, 3's, 5's, W's

2nd Innings: Bowling







Bowling Stats

O	M	R	W	Wides	NB	Economy	Av	MVP
4	0	42	1	4	0	10.5	42.0	0.63

Runs off Balls

b1	b2	b3	b4	b5	b6	b7	b8	b9	b10	b11	b12	b13+
3	6	3	4	5	21	0	0	0	0	0	0	0

Dots, 2's, 4's, 6's, 1's, 3's, 5's, W's

Vikram Jaya

Team: Eastern Suburbs, Stags (Seniors)
Played: 2020-02-15

MVP 2.13 Pts

1st Innings: Batting





Batting Stats

Runs	Balls	Dots	1s	2s	3s	4s	5s	6s	SR	MVP
		0	0	0	0	0	0	0		0.0

Runs off Balls

b1	b2	b3	b4	b5	b6	b7	b8	b9	b10	b11	b12	b13+

Dots, 2's, 4's, 6's, 1's, 3's, 5's, W's

2nd Innings: Bowling







Bowling Stats

O	M	R	W	Wides	NB	Economy	Av	MVP
4	0	26	1	0	0	6.5	26.0	2.13

Runs off Balls

b1	b2	b3	b4	b5	b6	b7	b8	b9	b10	b11	b12	b13+
9	1	5	4	6	1	0	0	0	0	0	0	0

Dots, 2's, 4's, 6's, 1's, 3's, 5's, W's

Notes: