



Match Report

Upper Hutt United Cricket Club, NZCIS Premier vs Eastern Suburbs, Floor Court Eastern Suburbs Premiers

Eastern Suburbs, Floor Court Eastern Suburbs Premiers - Won by 9 wickets

Date: Sat 22 Jan 2022

Location: New Zealand - Wellington

Match Type: Premier 1day Matches

Scorer: James Manhire

Toss: Upper Hutt United Cricket Club, NZCIS Premier won the toss and elected to Bat

URL: <https://www.crichq.com/matches/989404>

Upper Hutt United Cricket Club, NZCIS Premier

Score **155-9**
Overs **50.0**
CR McLachlan *
Jaynesh Patel
SS CHOUDHARY
TA Jones
OR Newton
B Patel
N Singh
ND Desai
TA Simpson
LVLV Sandeep
TR Turner

Eastern Suburbs, Floor Court Eastern Suburbs Premiers

Score **157-1**
Overs **26.0**
J Gibson
FJ Colson
LI Georgeson
LR Johns *
Jimad Khan
A Leonard
J Logan
FJM Murray
Josh Ormrod
MJ Tugaga
Jed Wiggins

Scorecards

1st Innings Batting: Upper Hutt United Cricket Club, NZCIS Premier			R	B	4's	6's	SR
CR McLachlan *	1.1...2..4.1.....//	c FJ Colson b LI Georgeson	9	18	1	0	50.0
Jaynesh Patel1....1.141...1.42...1.1...1...//	c LR Johns * b LI Georgeson	18	35	2	0	51.43
SS CHOUDHARY//	c FJM Murray b J Gibson	0	4	0	0	0.0
TA Jones3...4.12...1..2.....2...1..2.2....//	c LI Georgeson b Jed Wiggins	20	43	1	0	46.51
OR Newton2....1.11.12...1...2...11.111..14.....//	c Jed Wiggins b FJM Murray	21	45	1	0	46.67
B Patel1...2.....14..1..4..1.4...1....1..1.1.....//	b FJM Murray	23	50	3	0	46.0
N Singh	...1...1....1.111121..1.1//	run out (A Leonard)	12	25	0	0	48.0
ND Desai2.1411.//	c Josh Ormrod b J Logan	9	12	1	0	75.0
TA Simpson	..1.1...1.....11...11...11.1.111.21.1.121	not out	21	40	0	0	52.5
TR Turner	.1...1..1112.1.//	b MJ Tugaga	8	15	0	0	53.33
LVLV Sandeep	.1...23.11111	not out	11	13	0	0	84.62
Extras	(w 1, lb 2)		3				
Total	(9 wickets; 50.0 overs)		155				3.10 RPO

Fall of Wicket: 24-1 (CR McLachlan 6.6 ov), 25-2 (SS CHOUDHARY 7.5 ov), 27-3 (Jaynesh Patel 10.3 ov), 59-4 (TA Jones 21.3 ov), 89-5 (OR Newton 30.5 ov), 94-6 (B Patel 34.3 ov), 107-7 (ND Desai 37.2 ov), 116-8 (N Singh 40.6 ov), 134-9 (TR Turner 46.2 ov)

Bowling: Eastern Suburbs, Floor Court Eastern Suburbs...	O	M	R	W	EC	AV	EX
LI Georgeson	6.0	2	16	2	2.67	8.00	
J Gibson	6.0	0	16	1	2.67	16.00	
Josh Ormrod	3.0	0	10	0	3.33	-	
Jed Wiggins	10.0	0	26	1	2.60	26.00	
FJM Murray	10.0	1	30	2	3.00	15.00	
J Logan	10.0	1	30	1	3.00	30.00	
MJ Tugaga	3.0	0	12	1	4.00	12.00	(w 1)
FJ Colson	2.0	0	13	0	6.50	-	

2nd Innings Batting: Eastern Suburbs, Floor Court Eastern Suburbs Premiers			R	B	4's	6's	SR
LI Georgeson4...11..414.4444..4.1.1.1464.461...1...1... 11111.4.11.11....2.....2.1.1...1	not out	85	83	12	2	102.41
LR Johns *	..3..//	c TA Simpson b OR Newton	3	5	0	0	60.0
Jed Wiggins3....2..4..1111441.....14...111....1.11.43.1. .11.14..2.4..4.4	not out	64	69	9	0	92.75
Extras	(w 2, nb 1, b 2)		5				
Total	(1 wicket; 26.0 overs)		157				6.04 RPO
Did Not Bat: J Gibson, FJ Colson, Jimad Khan, A Leonard, J Logan, FJM Murray, Josh Ormrod, MJ Tugaga							
Fall of Wicket: 7-1 (LR Johns 2.2 ov)							

Bowling: Upper Hutt United Cricket Club, NZCIS Premier	O	M	R	W	EC	AV	EX
OR Newton	9.0	1	43	1	4.78	43.00	
TA Simpson	6.0	1	34	0	5.67	-	
B Patel	2.0	0	31	0	15.50	-	(w 1)
LVLV Sandeep	4.0	0	20	0	5.00	-	
TR Turner	5.0	0	27	0	5.40	-	(w 1, nb 1)

Upper Hutt United Cricket Club, NZCIS Premier 155-9	Team Report	Eastern Suburbs, Floor Court Eastern Suburbs Premiers 157-1
Bhavik Patel-23(50), Tyler Simpson-21(40), Ollie Newton-21(45)	Three highest scores	Luke Georgeson-85(83), Jed Wiggins-64(69), Lauchie Johns-3(5)
Thomas Jones, Ollie Newton-32(66), Ollie Newton, Bhavik Patel-30(56), Callum McLachlan, Jaynesh Patel-24(56)	Three highest partnerships	Luke Georgeson, Jed Wiggins-150(145), Luke Georgeson, Lauchie Johns-7(14)
3 6.0% of total overs	Maidens faced	2 7.69% of total overs
1 0.33% of total balls	Wides faced	2 1.27% of total balls
0 0.0% of total balls	No Balls faced	1 0.64% of total balls
196 65.33% of total balls	Dot Balls faced	89 56.69% of total balls
76 49.03% of total runs	1s scored	37 23.57% of total runs
17 21.94% of total runs	2s scored	5 6.37% of total runs
2 3.87% of total runs	3s scored	3 5.73% of total runs
9 23.23% of total runs	4s scored	21 53.5% of total runs
0 0.0% of total runs	5s scored	0 0.0% of total runs
0 0.0% of total runs	6s scored	2 7.64% of total runs
35 (50) 22.58% of total runs	Runs scored off 1st ball of over	26 (26) 16.56% of total runs
19 (50) 12.26% of total runs	Runs scored off 2nd ball of over	12 (26) 7.64% of total runs
23 (50) 14.84% of total runs	Runs scored off 3rd ball of over	38 (26) 24.2% of total runs
35 (50) 22.58% of total runs	Runs scored off 4th ball of over	28 (26) 17.83% of total runs
19 (50) 12.26% of total runs	Runs scored off 5th ball of over	16 (26) 10.19% of total runs
19 (50) 12.26% of total runs	Runs scored off 6th ball of over	22 (26) 14.01% of total runs
2 (1) 1.29% of total runs	Runs scored off 7th ball of over	10 (3) 6.37% of total runs

1st Innings - Upper Hutt..., NZCIS Premier

2nd Innings - Eastern Suburbs, Floor Court...



- Key:**
- Dots
 - 1's
 - 2's
 - 3's
 - 4's
 - 5's
 - 6's
 - W's

Batting Stats		Bowling Stats	
Runs	155	Overs	50.0
Balls	289	Maiden	3
Dot Balls	196	Wickets	9
1s	76	Wides	1
2s	17	No Balls	0
3s	2	Economy	3.1
4s	9		
5s	0		
6s	0		

Batting Stats		Bowling Stats	
Runs	157	Overs	26.0
Balls	153	Maiden	2
Dot Balls	89	Wickets	1
1s	37	Wides	2
2s	5	No Balls	1
3s	3	Economy	6.038
4s	21		
5s	0		
6s	2		

Match Partnerships

Upper Hutt United Cricket Club, NZCIS Premier
















Eastern Suburbs, Floor Court Eastern Suburbs Premiers








Callum McLachlan 9(18), Jaynesh Patel 15(24) 24(42)	Luke Georgeson 4(9), Lauchie Johns 3(5) 7(14)
Jaynesh Patel 1(1), SHIVANG CHOUDHARY 0(4) 1(5)	Luke Georgeson 81(74), Jed Wiggins 64(68), Extras 7(5) 150(145)
Jaynesh Patel 2(10), Thomas Jones 0(6) 2(16)	
Thomas Jones 20(37), Ollie Newton 12(29) 32(66)	
Ollie Newton 9(16), Bhavik Patel 21(40) 30(56)	
Extras 1(1), Bhavik Patel 2(10), Navroz Singh 2(12) 5(22)	
Navroz Singh 4(5), Nish Desai 9(12) 13(17)	
Navroz Singh 6(8), Tyler Simpson 3(14) 9(22)	
Tyler Simpson 10(17), Thijs Turner 8(15) 18(32)	
Extras 2(2), Tyler Simpson 8(9), Lahiru Sandeep 11(13) 21(23)	

MVP Leaderboard



LI Georgeson First Place
16.66 MVP Points

Rank	Player	MVP Points	Team
1	 LI Georgeson	16.66	Eastern Suburbs, Floor Court Eastern Suburbs Premiers
2	 Jed Wiggins	10.68	Eastern Suburbs, Floor Court Eastern Suburbs Premiers
3	 FJM Murray	6.02	Eastern Suburbs, Floor Court Eastern Suburbs Premiers
4	 OR Newton	4.45	Upper Hutt United Cricket Club, NZCIS Premier
5	 TA Simpson	4.19	Upper Hutt United Cricket Club, NZCIS Premier
6	 A Leonard	2.5	Eastern Suburbs, Floor Court Eastern Suburbs Premiers
7	 MJ Tugaga	2.34	Eastern Suburbs, Floor Court Eastern Suburbs Premiers
8	 J Gibson	2.0	Eastern Suburbs, Floor Court Eastern Suburbs Premiers
9	 TA Jones	1.88	Upper Hutt United Cricket Club, NZCIS Premier
10	 Jaynesh Patel	1.79	Upper Hutt United Cricket Club, NZCIS Premier
11	 LVLV Sandeep	1.67	Upper Hutt United Cricket Club, NZCIS Premier
12	 LR Johns *	1.46	Eastern Suburbs, Floor Court Eastern Suburbs Premiers
13	 J Logan	1.31	Eastern Suburbs, Floor Court Eastern Suburbs Premiers
14	 Josh Ormrod	1.21	Eastern Suburbs, Floor Court Eastern Suburbs Premiers
15	 FJ Colson	1.19	Eastern Suburbs, Floor Court Eastern Suburbs Premiers

Rank	Player	MVP Points	Team
16	 N Singh	1.15	Upper Hutt United Cricket Club, NZCIS Premier
17	 B Patel	1.13	Upper Hutt United Cricket Club, NZCIS Premier
18	 ND Desai	1.07	Upper Hutt United Cricket Club, NZCIS Premier
19	 TR Turner	1.02	Upper Hutt United Cricket Club, NZCIS Premier
20	 CR McLachlan *	0.88	Upper Hutt United Cricket Club, NZCIS Premier
21	 Jimad Khan	0.0	Eastern Suburbs, Floor Court Eastern Suburbs Premiers
22	 SS CHOUDHARY	-0.12	Upper Hutt United Cricket Club, NZCIS Premier

1st Innings: 155-9 (50.0 Overs)

Bowling: Eastern Suburbs, Floor Court Eastern Suburbs Premiers

Power Play	Over	Runs	Balls	Wicket	RPO	Total	Bowler
	1	2	1...1	0	2.0	2	Luke Georgeson
	2	1	...1.	0	1.5	3	Jamie Gibson
	3	7	.1141.	0	3.33	10	Luke Georgeson
	4	1	...1..	0	2.75	11	Jamie Gibson
	5	6	.42...	0	3.4	17	Luke Georgeson
	6	7	2..4.1	0	4.0	24	Jamie Gibson
	7	0W	1	3.43	24	Luke Georgeson
	8	1	1...W.	2	3.13	25	Jamie Gibson
	9	1	.1....	2	2.89	26	Luke Georgeson
	10	1	...1.	2	2.7	27	Jamie Gibson
	11	0	..W...	3	2.45	27	Luke Georgeson
	12	5	..3..2	3	2.67	32	Jamie Gibson
	13	5	...4.1	3	2.85	37	Josh Ormrod
	14	3	2...1.	3	2.86	40	Jed Wiggins
	15	2	..2...	3	2.8	42	Josh Ormrod
	16	1	...1..	3	2.69	43	Jed Wiggins
	17	3	.1.2..	3	2.71	46	Josh Ormrod
	18	3	1.1.1.	3	2.72	49	Jed Wiggins
	19	3	2...1.	3	2.74	52	Felix Murray
	20	2	...2..	3	2.7	54	Jed Wiggins
	21	4	2.2...	3	2.76	58	Felix Murray
	22	1	.1W...	4	2.68	59	Jed Wiggins
	23	3	1.1.1.	4	2.7	62	Felix Murray
	24	3	1..2..	4	2.71	65	Jed Wiggins
	25	2	1...1	4	2.68	67	Felix Murray
	26	5	4..1..	4	2.77	72	Jed Wiggins
	27	5	..4..1	4	2.85	77	Felix Murray
	28	5	.4...1	4	2.93	82	Jacob Logan
	29	2	...11	4	2.9	84	Felix Murray
	30	4	4.....	4	2.93	88	Jacob Logan
	31	1	..1.W.	5	2.87	89	Felix Murray
	32	2	..1..1	5	2.84	91	Jacob Logan
	33	2	...1.1	5	2.82	93	Felix Murray
	34	1	.lb+1....	5	2.76	94	Jacob Logan
	35	0	..W...	6	2.69	94	Felix Murray
	36	4	1..2.1	6	2.72	98	Jacob Logan
	37	8	41.111	6	2.86	106	Felix Murray
	38	3	1W..11	7	2.87	109	Jacob Logan
	39	4	21.1..	7	2.9	113	Jed Wiggins
	40	2	...11.	7	2.88	115	Jacob Logan
	41	1	.1...W	8	2.83	116	Jed Wiggins
	42	3	1.11..	8	2.83	119	Jacob Logan
	43	3	..1.11	8	2.84	122	Jed Wiggins

Power Play	Over	Runs	Balls	Wicket	RPO	Total	Bowler
	44	1	. . . 1 . .	8	2.8	123	Jacob Logan
	45	4	1 1 . 1 1 .	8	2.82	127	Ili Tugaga
	46	6	1 1 2 . 1 1	8	2.89	133	Jacob Logan
	47	5	1 W wd . 1 . 2	9	2.93	138	Ili Tugaga
	48	6	. . . 2 3 1	9	3.0	144	Fraser Colson
	49	4	. 1 . 1 lb+1 1	9	3.02	148	Ili Tugaga
	50	7	1 1 1 2 1 1	9	3.1	155	Fraser Colson

2nd Innings: 157-1 (26.0 Overs)

Bowling: Upper Hutt United Cricket Club, NZCIS Premier

Power Play	Over	Runs	Balls	Wicket	RPO	Total	Bowler
	1	44	0	4.0	4	Ollie Newton
	2	3	..3...	0	3.5	7	Tyler Simpson
	3	0	.W....	1	2.33	7	Ollie Newton
	4	5	1.31..	1	3.0	12	Tyler Simpson
	5	5	..41..	1	3.4	17	Ollie Newton
	6	20	4.4444	1	6.17	37	Tyler Simpson
	7	6	2..4..	1	6.14	43	Ollie Newton
	8	6	..4.11	1	6.13	49	Bhavik Patel
	9	4	1.11.1	1	5.89	53	Ollie Newton
	10	25	4 6 4 . 4 wd 6	1	7.67	78	Bhavik Patel
	11	11	11441.	1	8.09	89	Lahiru Sandeep
	12	0	1	7.42	89	Tyler Simpson
	13	2	..1.1.	1	7.0	91	Lahiru Sandeep
	14	5	4...1.	1	6.86	96	Tyler Simpson
	15	3	1..11.	1	6.6	99	Lahiru Sandeep
	16	11.	1	6.25	100	Tyler Simpson
	17	4	.1.111	1	6.12	104	Lahiru Sandeep
	18	9	1.431.	1	6.28	113	Thijs Turner
	19	7	11.4.1	1	6.32	120	Ollie Newton
	20	3	1..1.1	1	6.15	123	Thijs Turner
	21	2	11....	1	5.95	125	Ollie Newton
	22	3	.12...	1	5.82	128	Thijs Turner
	23	8	4. by+1 . by+1 2	1	5.91	136	Ollie Newton
	24	4	wd .. 2 . 1 .	1	5.79	140	Thijs Turner
	25	9	.14..4	1	5.96	149	Ollie Newton
	26	8	... 1 . nb+3 4	1	6.0	157	Thijs Turner



CR McLachlan *


Team: Upper Hutt United Cricket Club, NZCIS Premier

Played: 2022-01-22

Age: 22

MVP 0.88 Pts

1st Innings: Batting




Batting Stats

Runs	Balls	Dots	1s	2s	3s	4s	5s	6s	SR	MVP	b1	b2	b3	b4	b5	b6
9	18	13	3	1	0	1	0	0	50	0.88	3	0	1	4	0	1

Runs off Balls



2nd Innings: Bowling



Bowling Stats

O	M	R	W	Wides	NB	Economy	Av	MVP	b1	b2	b3	b4	b5	b6

Runs off Balls





Jaynesh Patel


Team: Upper Hutt United Cricket Club, NZCIS Premier

Played: 2022-01-22

Age: 29

MVP 1.79 Pts

1st Innings: Batting




Batting Stats

Runs	Balls	Dots	1s	2s	3s	4s	5s	6s	SR	MVP	b1	b2	b3	b4	b5	b6
18	35	24	8	1	0	2	0	0	51	1.79	1	6	2	5	3	1

Runs off Balls



2nd Innings: Bowling



Bowling Stats

O	M	R	W	Wides	NB	Economy	Av	MVP	b1	b2	b3	b4	b5	b6

Runs off Balls





SS CHOUDHARY

Team: Upper Hutt United Cricket Club, NZCIS Premier


Played: 2022-01-22

R/H Batsmen

Age: 23

MVP -0.12 Pts

1st Innings: Batting




Batting Stats

Runs off Balls

Runs	Balls	Dots	1s	2s	3s	4s	5s	6s	SR	MVP	b1	b2	b3	b4	b5	b6
0	4	4	0	0	0	0	0	0	0	-0.12	0	0	0	0	0	0



2nd Innings: Bowling



Bowling Stats

Runs off Balls

O	M	R	W	Wides	NB	Economy	Av	MVP	b1	b2	b3	b4	b5	b6






TA Jones

Team: Upper Hutt United Cricket Club, NZCIS Premier
Played: 2022-01-22
R/H Batsmen, Wicket-keeper
Age: 21

MVP 1.88 Pts

1st Innings: Batting




Batting Stats

Runs	Balls	Dots	1s	2s	3s	4s	5s	6s	SR	MVP	b1	b2	b3	b4	b5	b6
20	43	33	3	5	1	1	0	0	47	1.88	4	0	8	6	1	1

Runs off Balls



2nd Innings: Bowling



Bowling Stats

O	M	R	W	Wides	NB	Economy	Av	MVP	b1	b2	b3	b4	b5	b6

Runs off Balls






OR Newton

Team: Upper Hutt United Cricket Club, NZCIS Premier
 Played: 2022-01-22
 L/H Batsmen, R/A Bowler Medium Fast
 Age: 33

MVP 4.45 Pts

1st Innings: Batting




Batting Stats

Runs off Balls

Runs	Balls	Dots	1s	2s	3s	4s	5s	6s	SR	MVP	b1	b2	b3	b4	b5	b6
21	45	30	11	3	0	1	0	0	47	2.03	10	2	0	3	3	3



2nd Innings: Bowling



Bowling Stats

Runs off Balls

O	M	R	W	Wides	NB	Economy	Av	MVP	b1	b2	b3	b4	b5	b6	
9	1	43	1	0	0	4.78	43.0	2.42	9	3	9	10	0	12	
									b7	b8	b9	b10	b11	b12	b13+
									0	0	0	0	0	0	0





B Patel

Team: Upper Hutt United Cricket Club, NZCIS Premier


Played: 2022-01-22

L/H Batsmen, L/A Bowler Orthodox

Age: 25

MVP 1.13 Pts

1st Innings: Batting



Batting Stats

Runs	Balls	Dots	1s	2s	3s	4s	5s	6s	SR	MVP	b1	b2	b3	b4	b5	b6
23	50	37	9	1	0	3	0	0	46	2.27	4	4	7	3	1	4

Runs off Balls



2nd Innings: Bowling



Bowling Stats

O	M	R	W	Wides	NB	Economy	Av	MVP	b1	b2	b3	b4	b5	b6
2	0	31	0	1	0	15.5	-	-1.14	4	6	8	0	5	2
b7	b8	b9	b10	b11	b12	b13+								
6	0	0	0	0	0	0								

Runs off Balls





N Singh

Team: Upper Hutt United Cricket Club, NZCIS Premier


Played: 2022-01-22

R/H Batsmen, R/A Bowler Slow

Age: 23

MVP 1.15 Pts

1st Innings: Batting




Batting Stats

Runs off Balls

Runs	Balls	Dots	1s	2s	3s	4s	5s	6s	SR	MVP	b1	b2	b3	b4	b5	b6
12	25	14	10	1	0	0	0	0	48	1.15	4	2	0	2	1	3



2nd Innings: Bowling



Bowling Stats

Runs off Balls

O	M	R	W	Wides	NB	Economy	Av	MVP	b1	b2	b3	b4	b5	b6





ND Desai

Team: Upper Hutt United Cricket Club, NZCIS Premier
Played: 2022-01-22
R/H Batsmen, R/A Bowler Medium
Age: 26

MVP 1.07 Pts

1st Innings: Batting




Batting Stats

Runs off Balls

Runs	Balls	Dots	1s	2s	3s	4s	5s	6s	SR	MVP	b1	b2	b3	b4	b5	b6
9	12	7	3	1	0	1	0	0	75	1.07	4	1	0	2	1	1



2nd Innings: Bowling



Bowling Stats

Runs off Balls

O	M	R	W	Wides	NB	Economy	Av	MVP	b1	b2	b3	b4	b5	b6





TA Simpson

Team: Upper Hutt United Cricket Club, NZCIS Premier
 Played: 2022-01-22
 R/H Batsmen, R/A Bowler Fast
 Age: 23

MVP 4.19 Pts

1st Innings: Batting




Batting Stats

Runs	Balls	Dots	1s	2s	3s	4s	5s	6s	SR	MVP	b1	b2	b3	b4	b5	b6	
21	40	21	17	2	0	0	0	0	52	2.32	3	3	1	7	2	3	
											b7	b8	b9	b10	b11	b12	b13+
											2						

Runs off Balls



2nd Innings: Bowling



Bowling Stats

O	M	R	W	Wides	NB	Economy	Av	MVP	b1	b2	b3	b4	b5	b6	
6	1	34	0	0	0	5.67	-	0.13	9	0	10	5	6	4	
									b7	b8	b9	b10	b11	b12	b13+
									0	0	0	0	0	0	0

Runs off Balls



Fielding Stats

Dismissals	Stumpings	Run Outs (direct)	Run Outs (throw)	Run Outs (assist)	Catches	MVP
1	0	0	0	0	1	1.74



LVLV Sandeep


Team: Upper Hutt United Cricket Club, NZCIS Premier

Played: 2022-01-22

Age: 25

MVP 1.67 Pts

1st Innings: Batting




Batting Stats

Runs	Balls	Dots	1s	2s	3s	4s	5s	6s	SR	MVP	b1	b2	b3	b4	b5	b6
11	13	5	6	1	1	0	0	0	85	1.42	1	0	1	3	4	2

Runs off Balls



2nd Innings: Bowling



Bowling Stats

O	M	R	W	Wides	NB	Economy	Av	MVP	b1	b2	b3	b4	b5	b6
4	0	20	0	0	0	5.0	-	0.25	2	2	5	6	4	1
b7	b8	b9	b10	b11	b12	b13+								
0	0	0	0	0	0	0								

Runs off Balls





TR Turner

Team: Upper Hutt United Cricket Club, NZCIS Premier


Played: 2022-01-22

R/H Batsmen, R/A Bowler Medium Fast

Age: 19

MVP 1.02 Pts

1st Innings: Batting




Batting Stats

Runs	Balls	Dots	1s	2s	3s	4s	5s	6s	SR	MVP	b1	b2	b3	b4	b5	b6
8	15	8	6	1	0	0	0	0	53	0.83	1	1	3	0	3	0

Runs off Balls



2nd Innings: Bowling



Bowling Stats

O	M	R	W	Wides	NB	Economy	Av	MVP	b1	b2	b3	b4	b5	b6
5	0	27	0	1	1	5.4	-	0.19	3	1	6	7	1	5
b7	b8	b9	b10	b11	b12	b13+								
4	0	0	0	0	0	0								

Runs off Balls






J Gibson

Team: Eastern Suburbs, Floor Court Eastern Suburbs Premiers
Played: 2022-01-22
R/H Batsmen, R/A Bowler Medium Fast
Age: 28

MVP 2.0 Pts

1st Innings: Bowling



Bowling Stats


O	M	R	W	Wides	NB	Economy	Av	MVP	b1	b2	b3	b4	b5	b6
6	0	16	1	0	0	2.67	16.0	2.0	3	0	3	5	2	3

Runs off Balls

b7	b8	b9	b10	b11	b12	b13+
0	0	0	0	0	0	0

- Dots
- 2's
- 4's
- 6's
- 1's
- 3's
- 5's
- W's

2nd Innings: Batting



Batting Stats

Runs	Balls	Dots	1s	2s	3s	4s	5s	6s	SR	MVP	b1	b2	b3	b4	b5	b6
		0	0	0	0	0	0	0		0.0						

Runs off Balls

b7	b8	b9	b10	b11	b12	b13+

- Dots
- 2's
- 4's
- 6's
- 1's
- 3's
- 5's
- W's




FJ Colson

Team: Eastern Suburbs, Floor Court Eastern Suburbs Premiers
 Played: 2022-01-22
 R/H Batsmen, Wicket-keeper, R/A Bowler Medium
 Age: 31

MVP 1.19 Pts

1st Innings: Bowling



Bowling Stats

O	M	R	W	Wides	NB	Economy	Av	MVP	b1	b2	b3	b4	b5	b6
2	0	13	0	0	0	6.5	-	-0.41	1	1	1	4	4	2

Runs off Balls


b7	b8	b9	b10	b11	b12	b13+
0	0	0	0	0	0	0



Fielding Stats

Dismissals	Stumpings	Run Outs (direct)	Run Outs (throw)	Run Outs (assist)	Catches	MVP
1	0	0	0	0	1	1.59

2nd Innings: Batting



Batting Stats

Runs	Balls	Dots	1s	2s	3s	4s	5s	6s	SR	MVP	b1	b2	b3	b4	b5	b6
		0	0	0	0	0	0	0	0.0							

Runs off Balls

b7	b8	b9	b10	b11	b12	b13+






LI Georgeson

Team: Eastern Suburbs, Floor Court Eastern Suburbs Premiers
 Played: 2022-01-22
 L/H Batsmen, R/A Bowler Fast
 Age: 22

MVP 16.66 Pts

1st Innings: Bowling



Bowling Stats

O	M	R	W	Wides	NB	Economy	Av	MVP	b1	b2	b3	b4	b5	b6	
6	2	16	2	0	0	2.67	8.0	3.32	1	6	3	4	1	1	
									b7	b8	b9	b10	b11	b12	b13+
									0	0	0	0	0	0	0


Runs off Balls

- Dots
- 2's
- 4's
- 6's
- 1's
- 3's
- 5's
- W's

Fielding Stats

Dismissals	Stumpings	Run Outs (direct)	Run Outs (throw)	Run Outs (assist)	Catches	MVP
1	0	0	0	0	1	1.25

2nd Innings: Batting



Batting Stats

Runs	Balls	Dots	1s	2s	3s	4s	5s	6s	SR	MVP	b1	b2	b3	b4	b5	b6	
85	83	46	21	2	0	12	0	2	102	12.08	13	8	20	15	10	13	
											b7	b8	b9	b10	b11	b12	b13+
											6						

Runs off Balls

- Dots
- 2's
- 4's
- 6's
- 1's
- 3's
- 5's
- W's




LR Johns *

Team: Eastern Suburbs, Floor Court Eastern Suburbs Premiers
Played: 2022-01-22
R/H Batsmen, Wicket-keeper, Chinaman
Age: 25

MVP 1.46 Pts

1st Innings: Bowling



Bowling Stats

O	M	R	W	Wides	NB	Economy	Av	MVP	b1	b2	b3	b4	b5	b6
1	0	0	0	0	0	0.00	0.00	1.29	0	0	0	0	0	0


Runs off Balls

1's	2's	3's	4's	5's	6's	W's
0	0	0	0	0	0	0

Fielding Stats

Dismissal s	Stumping s	Run Outs (direct)	Run Outs (throw)	Run Outs (assist)	Catches	MVP
1	0	0	0	0	1	1.29

2nd Innings: Batting



Batting Stats

Runs	Balls	Dots	1s	2s	3s	4s	5s	6s	SR	MVP	b1	b2	b3	b4	b5	b6
3	5	4	0	0	1	0	0	0	60	0.18	0	0	3	0	0	0

Runs off Balls

1's	2's	3's	4's	5's	6's	W's
0	0	0	0	0	0	0



Jimad Khan


Team: Eastern Suburbs, Floor Court Eastern Suburbs Premiers

Played: 2022-01-22

R/H Batsmen, R/A Bowler

Age: 37

1st Innings: Bowling




Bowling Stats

O	M	R	W	Wides	NB	Economy	Av	MVP	b1	b2	b3	b4	b5	b6
---	---	---	---	-------	----	---------	----	-----	----	----	----	----	----	----

Runs off Balls

- Dots
- 2's
- 4's
- 6's
- 1's
- 3's
- 5's
- W's

2nd Innings: Batting



Batting Stats

Runs	Balls	Dots	1s	2s	3s	4s	5s	6s	SR	MVP	b1	b2	b3	b4	b5	b6	
		0	0	0	0	0	0	0		0.0							
											b7	b8	b9	b10	b11	b12	b13+

Runs off Balls

- Dots
- 2's
- 4's
- 6's
- 1's
- 3's
- 5's
- W's



A Leonard

Team: Eastern Suburbs, Floor Court Eastern Suburbs Premiers
 Played: 2022-01-22
 R/H Batsmen, R/A Bowler Fast
 Age: 25

MVP 2.5 Pts

1st Innings: Bowling



Bowling Stats

O	M	R	W	Wides	NB	Economy	Av	MVP	b1	b2	b3	b4	b5	b6


Runs off Balls

- Dots
- 2's
- 4's
- 6's
- 1's
- 3's
- 5's
- W's

Fielding Stats

Dismissal s	Stumping s	Run Outs (direct)	Run Outs (throw)	Run Outs (assist)	Catches	MVP
1	0	1	0	0	0	2.5

2nd Innings: Batting




Batting Stats

Runs	Balls	Dots	1s	2s	3s	4s	5s	6s	SR	MVP	b1	b2	b3	b4	b5	b6	
		0	0	0	0	0	0	0		0.0							
											b7	b8	b9	b10	b11	b12	b13+

Runs off Balls

- Dots
- 2's
- 4's
- 6's
- 1's
- 3's
- 5's
- W's




J Logan

Team: Eastern Suburbs, Floor Court Eastern Suburbs Premiers
 Played: 2022-01-22
 R/H Batsmen, L/A Bowler Orthodox
 Age: 21

MVP 1.31 Pts

1st Innings: Bowling




Bowling Stats

Runs off Balls

O	M	R	W	Wides	NB	Economy	Av	MVP	b1	b2	b3	b4	b5	b6	
10	1	30	1	0	0	3.0	30.0	1.31	8	5	4	5	3	5	
									b7	b8	b9	b10	b11	b12	b13+
									0	0	0	0	0	0	0

- Dots
- 2's
- 4's
- 6's
- 1's
- 3's
- 5's
- W's

2nd Innings: Batting



Batting Stats

Runs off Balls

Runs	Balls	Dots	1s	2s	3s	4s	5s	6s	SR	MVP	b1	b2	b3	b4	b5	b6	
		0	0	0	0	0	0	0		0.0							
											b7	b8	b9	b10	b11	b12	b13+

- Dots
- 2's
- 4's
- 6's
- 1's
- 3's
- 5's
- W's




FJM Murray

Team: Eastern Suburbs, Floor Court Eastern Suburbs Premiers
 Played: 2022-01-22
 L/H Batsmen, L/A Bowler Slow
 Age: 23

MVP 6.02 Pts

1st Innings: Bowling



Bowling Stats

O	M	R	W	Wides	NB	Economy	Av	MVP	b1	b2	b3	b4	b5	b6	
10	1	30	2	0	0	3.0	15.0	4.19	10	1	8	2	4	5	
									b7	b8	b9	b10	b11	b12	b13+
									0	0	0	0	0	0	0


Runs off Balls

- Dots
- 2's
- 4's
- 6's
- 1's
- 3's
- 5's
- W's

Fielding Stats

Dismissals	Stumpings	Run Outs (direct)	Run Outs (throw)	Run Outs (assist)	Catches	MVP
1	0	0	0	0	1	1.84

2nd Innings: Batting



Batting Stats

Runs	Balls	Dots	1s	2s	3s	4s	5s	6s	SR	MVP	b1	b2	b3	b4	b5	b6	
		0	0	0	0	0	0	0		0.0							
											b7	b8	b9	b10	b11	b12	b13+

Runs off Balls

- Dots
- 2's
- 4's
- 6's
- 1's
- 3's
- 5's
- W's




Josh Ormrod

Team: Eastern Suburbs, Floor Court Eastern Suburbs Premiers
 Played: 2022-01-22
 R/H Batsmen, R/A Bowler Medium Fast
 Age: 23

MVP 1.21 Pts

1st Innings: Bowling



Bowling Stats

O	M	R	W	Wides	NB	Economy	Av	MVP	b1	b2	b3	b4	b5	b6
3	0	10	0	0	0	3.33	-	-0.04	0	1	2	6	0	1

Runs off Balls


b7	b8	b9	b10	b11	b12	b13+
0	0	0	0	0	0	0

- Dots
- 2's
- 4's
- 6's
- 1's
- 3's
- 5's
- W's

Fielding Stats

Dismissals	Stumpings	Run Outs (direct)	Run Outs (throw)	Run Outs (assist)	Catches	MVP
1	0	0	0	0	1	1.25

2nd Innings: Batting



Batting Stats

Runs	Balls	Dots	1s	2s	3s	4s	5s	6s	SR	MVP	b1	b2	b3	b4	b5	b6
0	0	0	0	0	0	0	0	0	0.0							

Runs off Balls

b7	b8	b9	b10	b11	b12	b13+

- Dots
- 2's
- 4's
- 6's
- 1's
- 3's
- 5's
- W's



MJ Tugaga

Team: Eastern Suburbs, Floor Court Eastern Suburbs Premiers


Played: 2022-01-22

L/H Batsmen, R/A Bowler Medium Fast

Age: 32

MVP 2.34 Pts

1st Innings: Bowling



Bowling Stats

O	M	R	W	Wides	NB	Economy	Av	MVP	b1	b2	b3	b4	b5	b6
3	0	12	1	1	0	4.0	12.0	2.34	2	2	1	2	2	1

Runs off Balls

b7	b8	b9	b10	b11	b12	b13+
2	0	0	0	0	0	0



2nd Innings: Batting



Batting Stats

Runs	Balls	Dots	1s	2s	3s	4s	5s	6s	SR	MVP	b1	b2	b3	b4	b5	b6
		0	0	0	0	0	0	0		0.0						

Runs off Balls

b7	b8	b9	b10	b11	b12	b13+





Jed Wiggins

Team: Eastern Suburbs, Floor Court Eastern Suburbs Premiers


Played: 2022-01-22

R/H Batsmen, R/A Bowler Fast

Age: 22

MVP 10.68 Pts

1st Innings: Bowling



Bowling Stats

O	M	R	W	Wides	NB	Economy	Av	MVP	b1	b2	b3	b4	b5	b6	
10	0	26	1	0	0	2.6	26.0	1.55	10	3	2	7	3	1	
									b7	b8	b9	b10	b11	b12	b13+
									0	0	0	0	0	0	0


Runs off Balls

Grey	Yellow	Blue	Red
Dots	2's	4's	6's
White	Green	Orange	Black
1's	3's	5's	W's

Fielding Stats

Dismissals	Stumpings	Run Outs (direct)	Run Outs (throw)	Run Outs (assist)	Catches	MVP
1	0	0	0	0	1	1.25

2nd Innings: Batting



Batting Stats

Runs	Balls	Dots	1s	2s	3s	4s	5s	6s	SR	MVP	b1	b2	b3	b4	b5	b6	
64	69	39	16	2	2	9	0	0	93	7.88	13	4	15	13	6	9	
											b7	b8	b9	b10	b11	b12	b13+
											4						

Runs off Balls

Grey	Yellow	Blue	Red
Dots	2's	4's	6's
White	Green	Orange	Black
1's	3's	5's	W's

